




The Comfort and Luxury You Deserve



SUPER MULTI NX



Multi-Split Type Air Conditioners
With DC Inverter and Swing Compressor
Cooling Only [50 Hz]

Very Good

Annual Energy Cost: **\$601** Annual Energy Consumption: **2225 kWh**

Daikin 3MKS50FSG Split type (inverter) Air-conditioner Cooling Capacity: 4.83kW

Based on accordance with ISO 15082. Based on 27°C indoor temperature, 35°C outdoor temperature and 50% relative humidity. Annual energy consumption is based on 8 hours daily usage and 10 hours standby energy. For more information, please visit our website: www.daikin.com.sg. ©2015 DAIKIN

3MKS50FSG

Good

Annual Energy Cost: **\$951** Annual Energy Consumption: **3522 kWh**

Daikin 3MKS71FSG Split type (inverter) Air-conditioner Cooling Capacity: 6.89kW

Based on accordance with ISO 15082. Based on 27°C indoor temperature, 35°C outdoor temperature and 50% relative humidity. Annual energy consumption is based on 8 hours daily usage and 10 hours standby energy. For more information, please visit our website: www.daikin.com.sg. ©2015 DAIKIN

3MKS71FSG

Good

Annual Energy Cost: **\$986** Annual Energy Consumption: **3650 kWh**

Daikin 4MKS80FSG Split type (inverter) Air-conditioner Cooling Capacity: 7.31kW

Based on accordance with ISO 15082. Based on 27°C indoor temperature, 35°C outdoor temperature and 50% relative humidity. Annual energy consumption is based on 8 hours daily usage and 10 hours standby energy. For more information, please visit our website: www.daikin.com.sg. ©2015 DAIKIN

4MKS80FSG

R-410A

Air condition your entire home with a single outdoor unit.

If you would like your conditioners to match your personal décor...

If you wish to make more effective use of the space on your balcony...

If you want your family to be comfortable in every room of your home...

Super Multi NX is the knowledgeable choice.

The Daikin Super Multi NX lets you build a highly efficient multi room air conditioning system by connecting up to five indoor units to a single outdoor unit. The series includes a wide variety of indoor units, so it is easy to select a model that blends in unobtrusively and allows you to create a décor that matches your personality. A single compact outdoor unit allows you to make more efficient use of available space in the installation location, such as a balcony. The individual indoor units in different rooms—the living room, study, and bedrooms, for example—can be controlled independently to match your family's lifestyle. Super Multi NX makes your home more comfortable and stylish at the same time.



Contents

Concepts	3
Main features	5
Product lineup	9
Functions	15
Specifications	22
Options	24

Key concepts for Super Multi NX

Enjoy the comfort and luxury of your dreams.

Intelligent technologies

The DC motor, swing compressor and other advanced technologies make for energy-efficient operation that achieves high COPs.

Ideal environment

The quiet operation mode helps create a more pleasant living environment. A connectable capacity of 200% allows each outdoor unit to support a high number of indoor units.

Interior & exterior flexibility

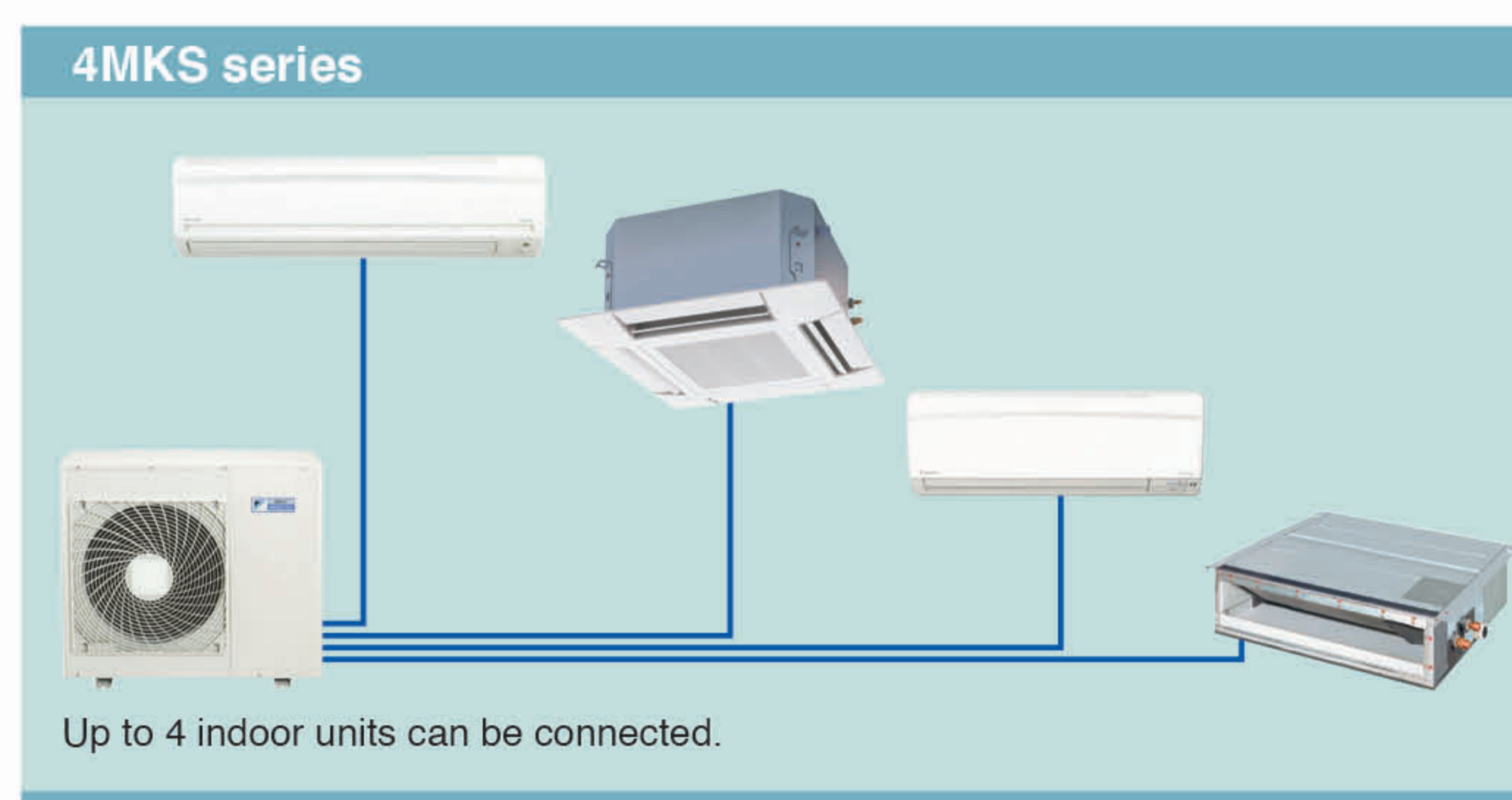
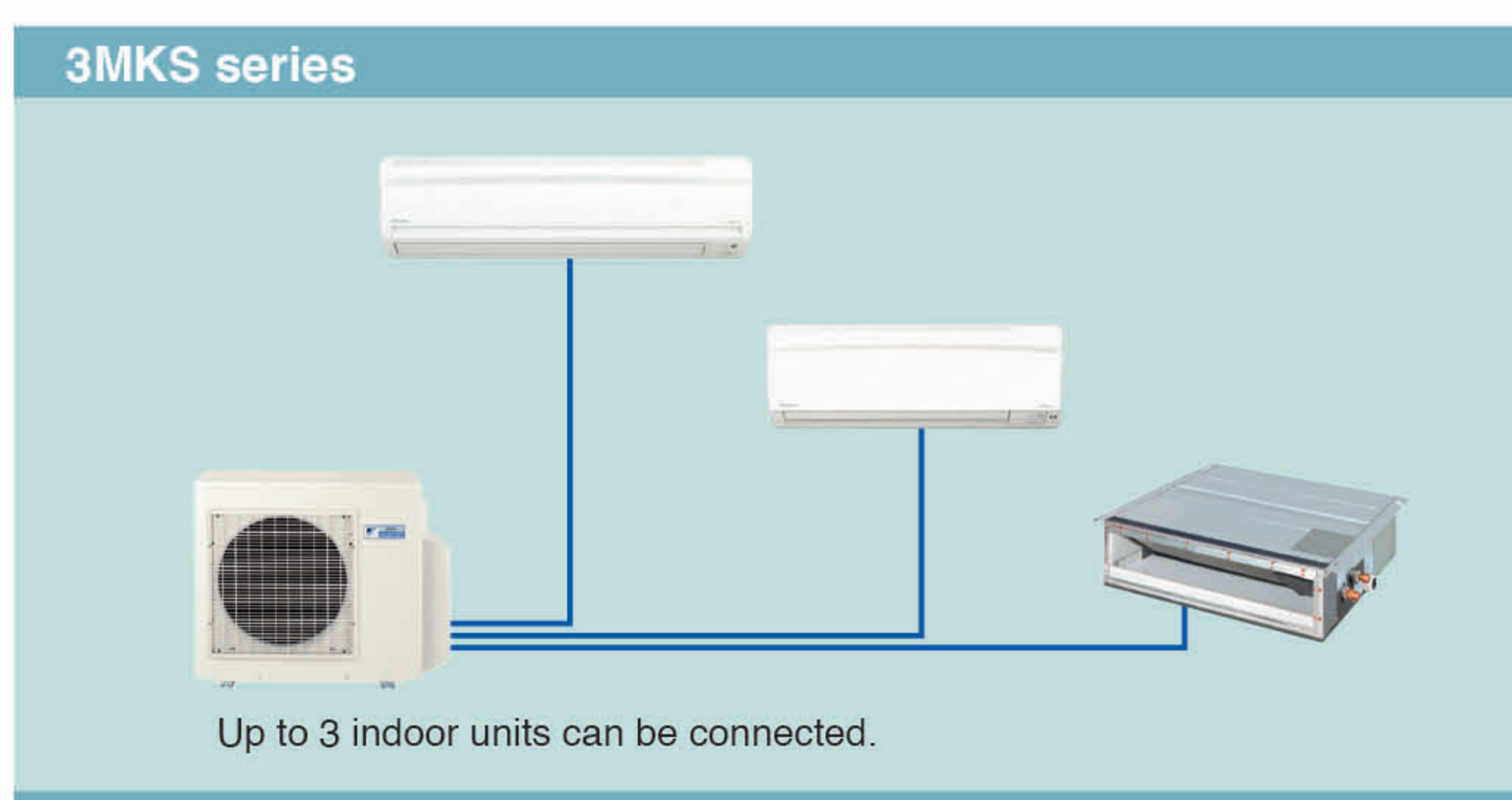
The wide range of indoor unit options provides ample choice. A single compact outdoor unit reduces installation space requirements, while long maximum piping lengths provide flexibility for connections.

Individual control

The individual indoor units in different rooms can be controlled independently. The priority-room setting function lets you specify a room to receive preference in air conditioning operation.

SUPER MULTI NX

In 1969, Daikin developed the first multi room air conditioning system in Japan that needed just one outdoor unit. Over the ensuing 40 years, Daikin has built an enviable reputation with the constant progress of its technology. Super Multi NX requires only a single outdoor unit to maintain pleasant comfort in up to five rooms. Where outdoor unit installation space is limited, it is the ideal choice. Air conditioner settings for each room can be controlled individually to suit the preference of each person. While optimising personal comfort, Super Multi NX uses DC inverter technology to reduce energy waste.



Connect 4 indoor units to a single outdoor unit

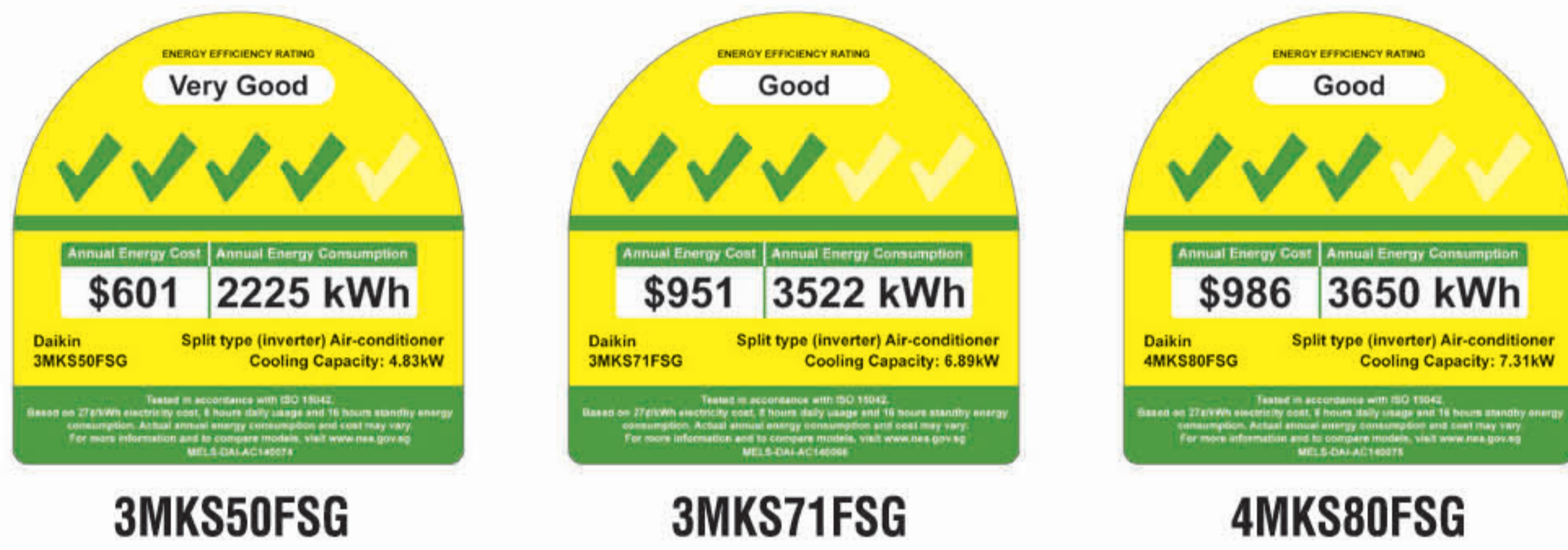
Intelligent technologies

High energy efficiency through advanced technologies delivers high COP.



Compliance to Singapore Energy Label


All the SUPER MULTI NX (R-410A) models have earned the Singapore energy label for household electrical appliances.



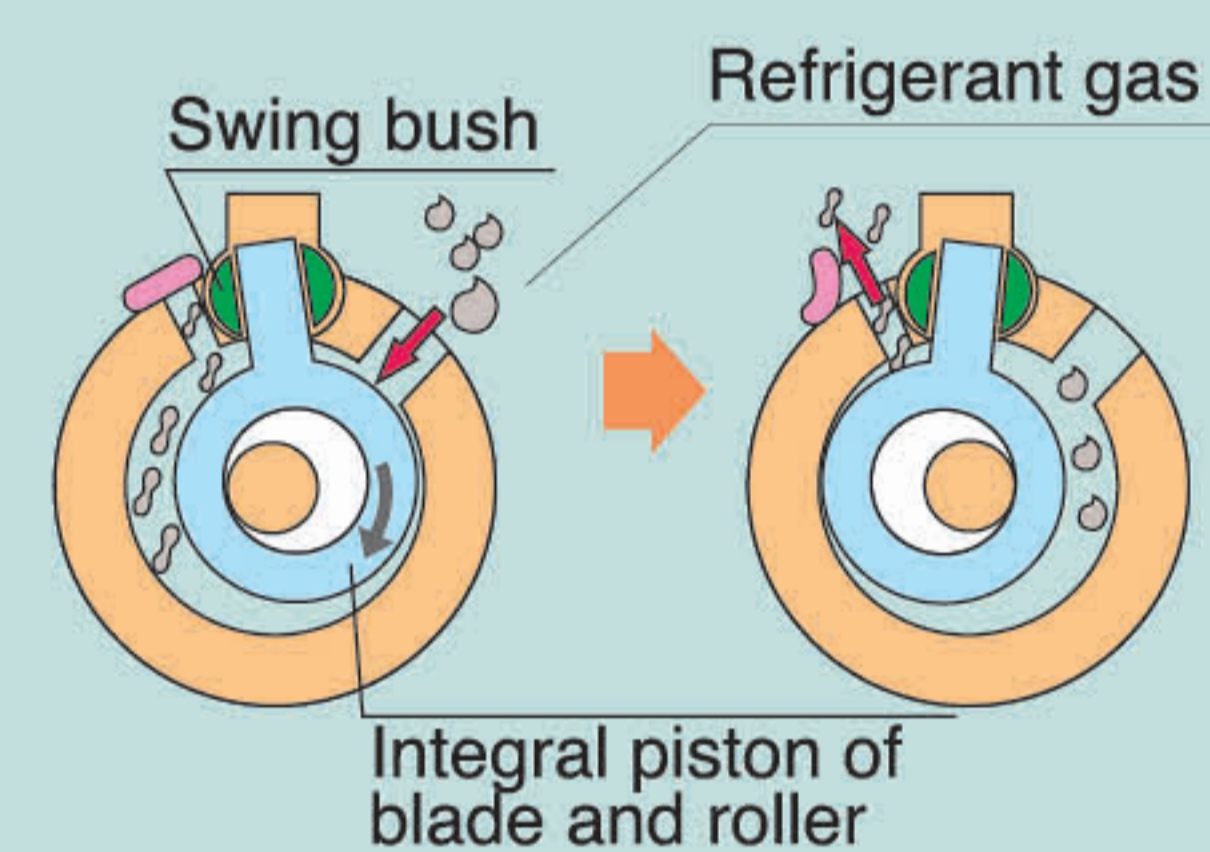
Daikin energy-saving technologies



1 Swing compressor



Thanks to its smooth rotation, the swing compressor decreases friction and vibration. It also prevents the leakage of refrigerant gas during compression. These advantages provide quiet and efficient operation.



The swing compressor can reduce operational vibration and sound because its piston moves smoothly inside the compressor.

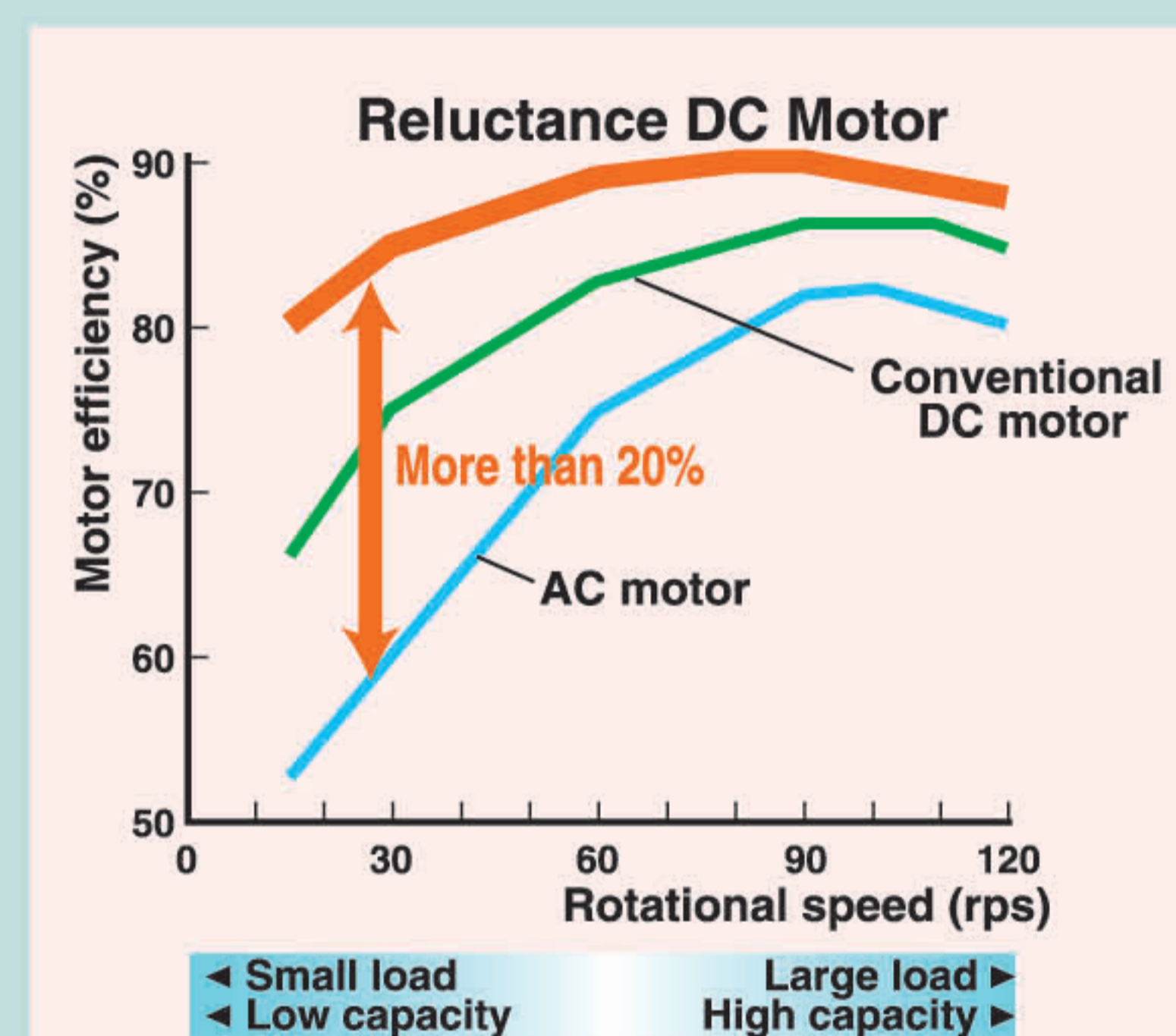
2 Reluctance DC motor



Daikin DC Inverter models are equipped with the Reluctance DC motor for compressor. The Reluctance DC motor uses 2 different types of torque, neodymium magnet*1 and reluctance torque*2. This motor can save energy because it generates more power with a smaller electric power than an AC or conventional DC motor.

Neodymium magnets are used in the pink-coloured area.

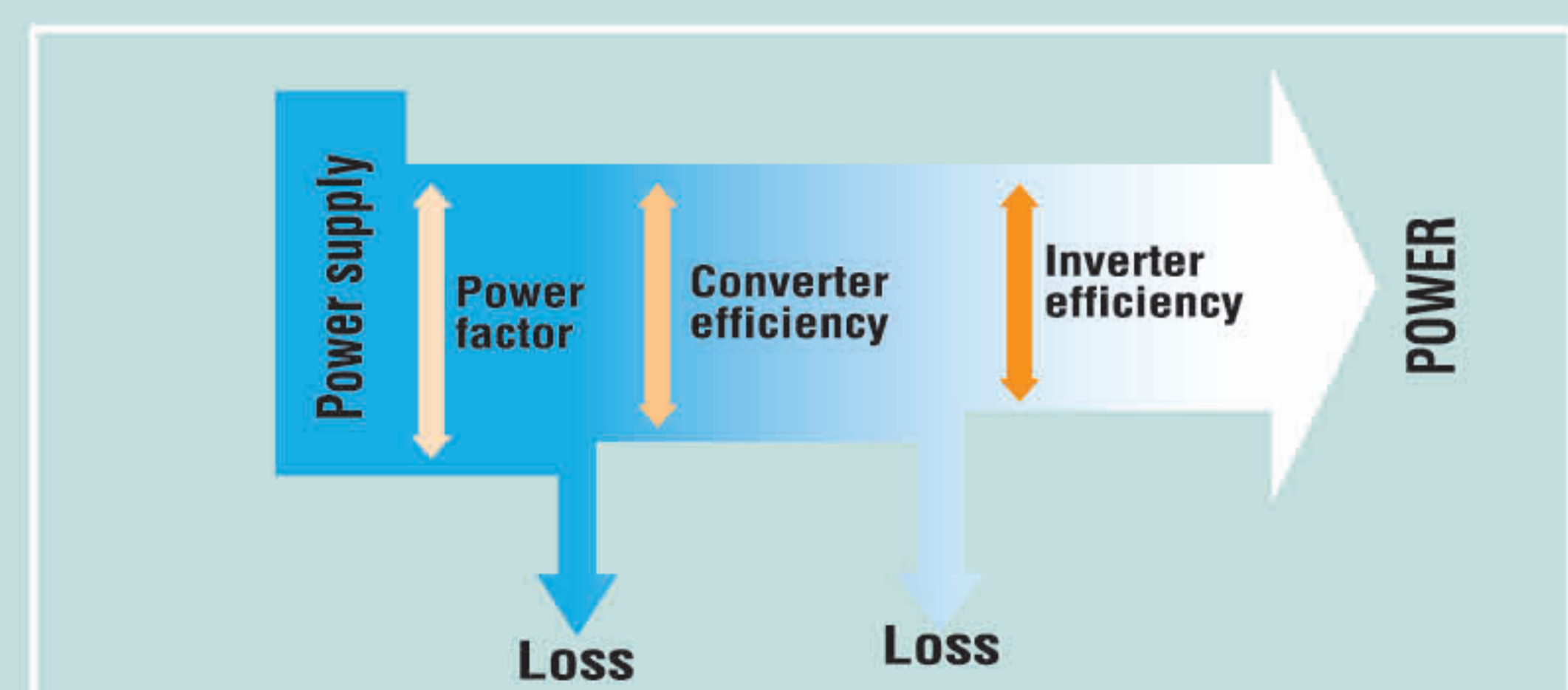
*1. A neodymium magnet is approximately 10 times stronger than a standard ferrite magnet.
*2. The torque created by the change in power between the iron and magnet parts.



Note: Data are based on studies conducted under controlled conditions at a Daikin laboratory.

3 PAM control

Pulse Amplitude Modulation (PAM) control reduces energy loss by controlling the amount of switching on/off of the converter.



Convenient features to create your ideal environment

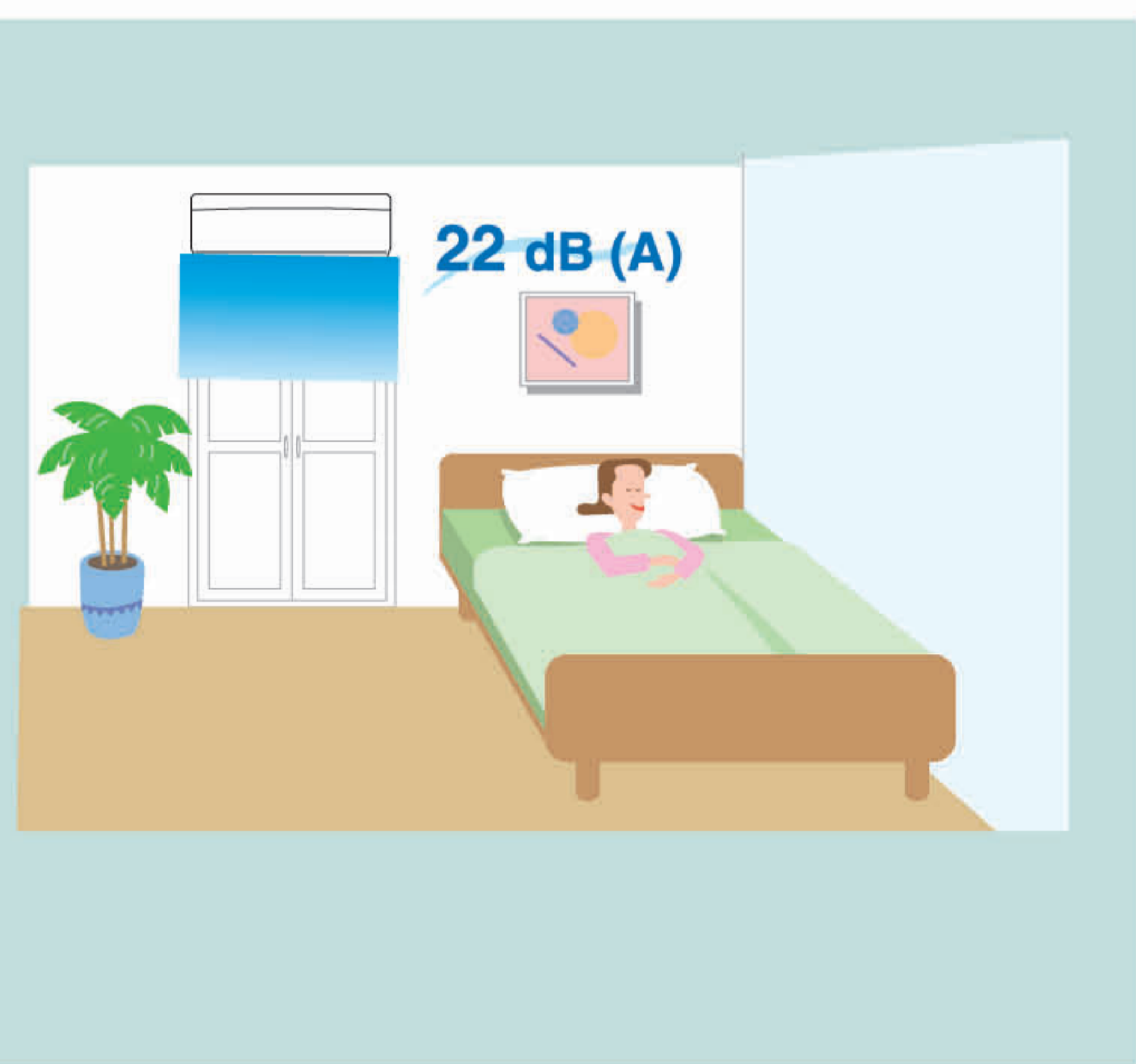
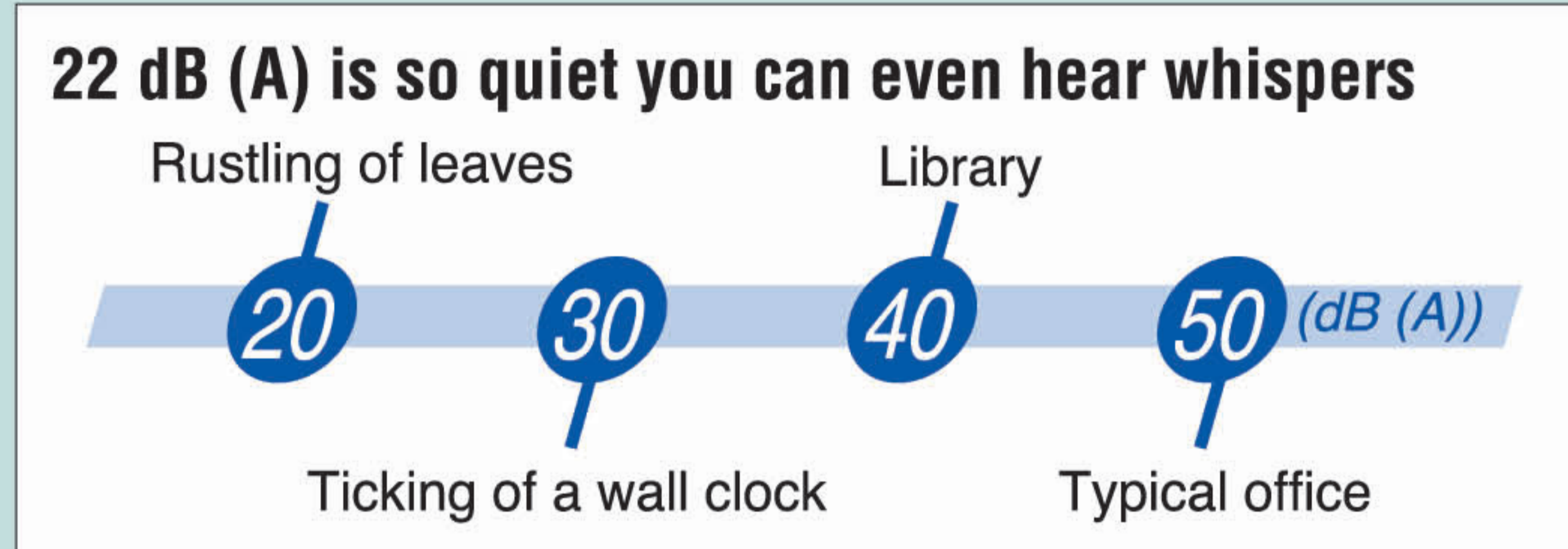


Quiet operation

Indoor unit

A quiet indoor unit is important for your personal comfort. Super Multi NX offers the quiet sound level of 22 dB (A) during Indoor Unit Quiet Operation of the FTKS25D.

Note: Capacity may decrease when quiet functions are selected.



Outdoor unit

A quiet outdoor unit is essential for your comfort and peace in your neighbourhood. Super Multi NX achieves a quiet sound level of 43 dB (A) during Outdoor Unit Quiet Operation of the 3MKS50F. The minimum outdoor unit sound level is 41 dB (A).*

* Achievable when:

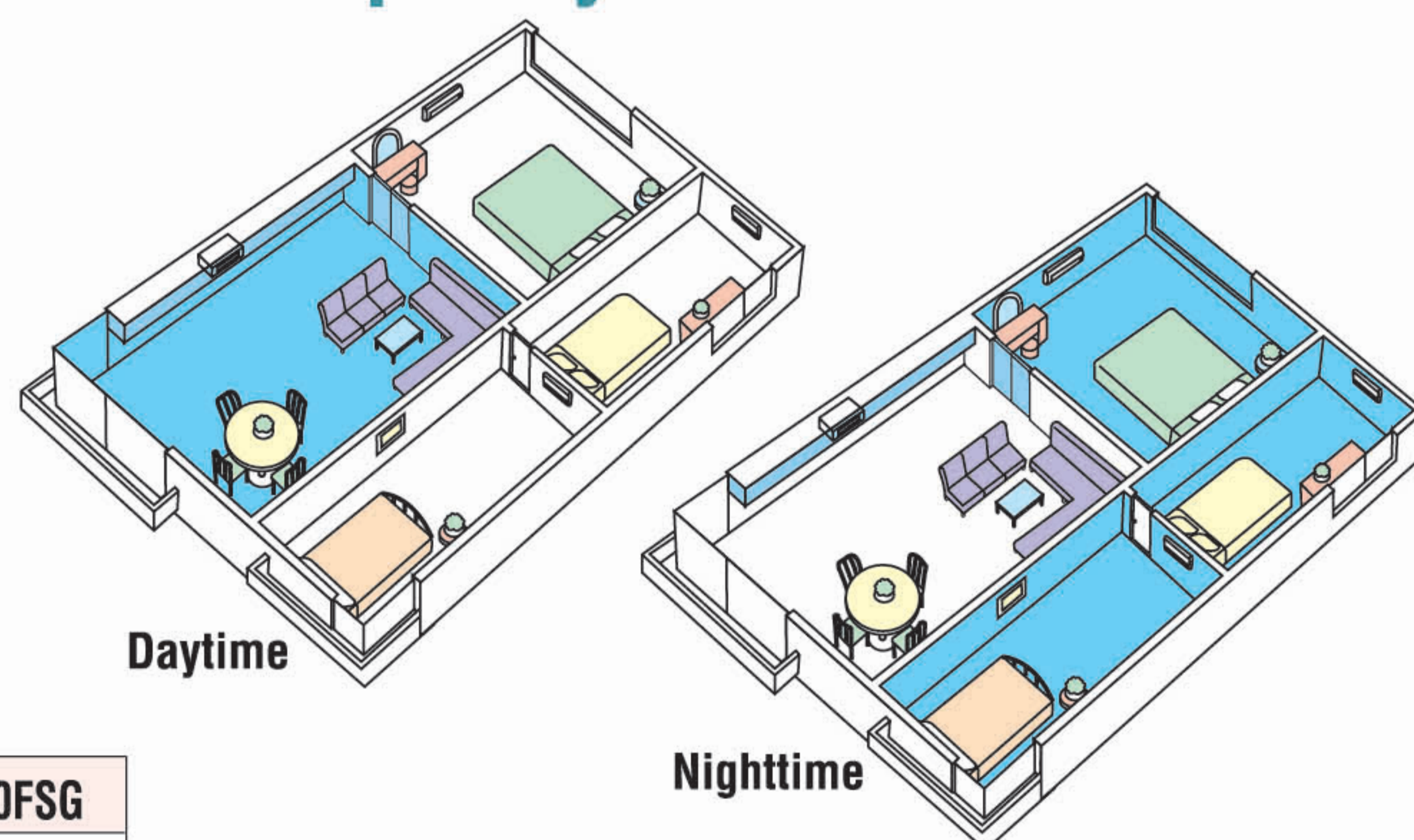
1. A single 2.5 kW class indoor unit is operating.
2. Indoor Unit Quiet Operation is selected for all indoor units in operation.
3. Outdoor Unit Quiet Operation is selected.

Note: Capacity may decrease when quiet functions are selected.

Connectable at up to 200% of the outdoor unit capacity class

If all indoor units will not be operated simultaneously, for example, during daytime use of the living room unit or nighttime use of the three bedroom units, the sum of the capacity classes of all indoor units that can be connected is up to 200% of the outdoor unit capacity class.

- Notes:
1. When an indoor unit is turned on, if the sum of the capacity classes of all indoor units exceeds the limit for simultaneous operation, the unit waits on standby.
 2. Even an indoor unit that was initially set as prioritised under Priority-Room Setting waits on standby under the above condition 1.
 3. When an indoor unit is turned off, the sum of the capacity classes of all indoor units is within the limit for simultaneous operation, the unit waiting on standby starts automatically.



	3MKS50FSG	3MKS71FSG	4MKS80FSG
Outdoor unit capacity class (kW)	4.8	6.9	7.3
Limit of the sum of capacity classes of all indoor units			
Connectable at 200% (kW)*	—	14.2	16.0
Simultaneous operation (kW)	9.5	13.5	15.6

* Indoor units can be connected at up to 200% of outdoor units capacity class. All indoor units cannot be operated simultaneously.

Higher capacity models selectable

SUPER MULTI NX offers a more powerful outdoor unit to families living in HDB apartments with a limited current of 8.5 A or 11 A. Note: Please direct enquiries to local dealers.

Interior & exterior flexibility

Wide array of choices to match your interior



Stylish indoor units for elegant interiors



The stylish flat panel design of the wall-mounted type provides an excellent match for interiors.



Only 240 mm is required above the ceiling for installation.



The compact and flexible design is suited to commercial spaces.

Compact outdoor units for a less obtrusive exterior look

The system requires only a single outdoor unit. The compact design provides installation flexibility and takes up less space, for a less obtrusive exterior look.



Needs just one outdoor unit —keep your home exterior beautiful!

Long piping lengths for installation flexibility

The ample maximum piping length of 80 m permits more freedom in the placement of air conditioner units and facilitates the optimisation of interior space.

Model name		3MKS50	3MKS71	4MKS80
Max. piping length	Total	50 m	60 m	70 m
	For one room	25 m		



Individual control for each room to match your family's lifestyle



■ Preferential air conditioning Initial setting required during installation



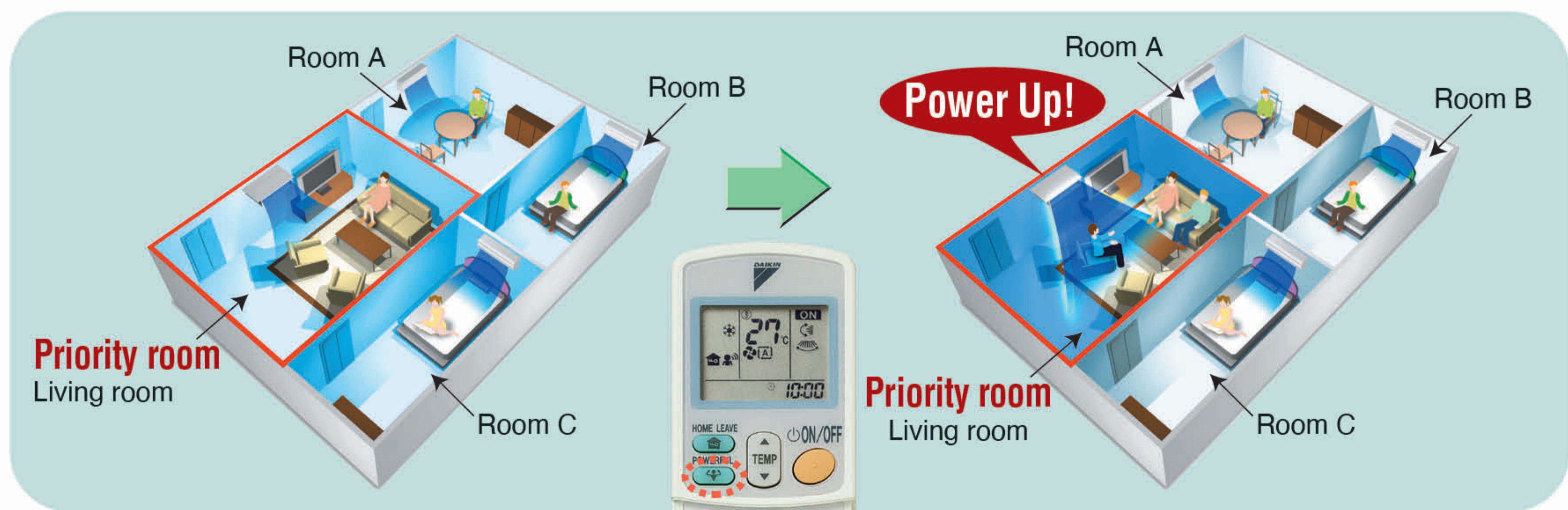
Priority-Room Setting delivers priority capacity to a prioritised room when using multi-split air conditioners. After a priority room is selected, it receives preferential air-conditioning plus priority control over the 2 functions below.

① Priority setting with Inverter Powerful Operation



When Inverter Powerful Operation is selected in the priority room, the indoor unit capacity in the priority room is increased by shifting capacity from units in other rooms. After 20 minutes, all units automatically return to their original settings.

Note: Capacity in other rooms may decrease slightly.



② Priority setting with Outdoor Unit Quiet Operation



Priority-Room Setting also allows Outdoor Unit Quiet Operation to be selected by one command* from the priority room.

* If Priority-Room Setting has not been set, the Outdoor Unit Quiet Operation button must be pushed on the wireless remote controller of all indoor units operating at that time.

■ Convenient remote controllers


A variety of convenient controller systems permit individual control of settings such as temperature, airflow volume, and operation duration.



Wireless remote controller



5-room centralised controller (option)



Central remote controller (option)





Unified on/off controller (option)







Product lineup

A wide range of models to choose from that deliver comfort and convenience

Outdoor unit

Model	Model name	Capacity class	Max. piping length	Max. height difference
Connectable to up to 3 indoor units 	3MKS50FSG	4.8 kW	50 m	15 m
	3MKS71FSG	6.9 kW	60 m	15 m
Connectable to up to 4 indoor units 	4MKS80FSG	7.3 kW	70 m	15 m

Indoor unit

Model	Capacity class	2.5 kW	3.5 kW	5.0 kW	6.0 kW	7.1 kW
Wall-mounted type   		FTKS25DVM	FTKS35DVM			
				FTKS50BVMA		
				FTKS50FVM	FTKS60FVM	FTKS71FVM
Duct-connected type 700 mm width  900/1,100 mm width 		FDKS25EAVMB	FDKS35EAVMB			
		FDKS25CAVMB	FDKS35CAVMB	FDKS50CVMB	FDKS60CVMB	
Compact multi flow ceiling-mounted cassette type  <small>Option</small>		FFQ25BV1B	FFQ35BV1B	FFQ50BV1B	FFQ60BV1B	

Possible combinations for indoor and outdoor units

Capacity class	2.5 kW	3.5 kW	5.0 kW	6.0 kW	7.1 kW
Model					
3MKS50FSG	●	●			
3MKS71FSG	●	●	●	●	●
4MKS80FSG	●	●	●	●	●

* Except for FFQ25/35BV1B.

An array of indoor unit models with innovative and attractive designs make it easy to find the ideal match for each room in your home.



Wall-mounted type

An attractive match for large rooms with refined interiors is provided by the stylish flat panel design.



Duct-connected type

Fits in shallow ceiling recesses only 240 mm deep thanks to the new slim and compact design.



Compact multi flow ceiling-mounted cassette type

The compact and flexible design is suited to commercial spaces.

Wall-Mounted Type




2.5 kW class	3.5 kW class
FTKS25DVM	FTKS35DVM




5.0 kW class
FTKS50BVMA



5.0 kW class	6.0 kW class	7.1 kW class
FTKS50FVM	FTKS60FVM	FTKS71FVM



2.5 kW class	3.5 kW class	4.2 kW class
FTKJ25NVM	FTKJ35NVM	FTKJ42NVM



Quiet operation



Wall-mounted type indoor units achieve quiet sound levels of 22 dB (A) during Indoor Unit Quiet Operation. (H/L/SL)

FTKS25D	FTKS35D
37/25/22 dB (A)	38/26/23 dB (A)

3-D airflow



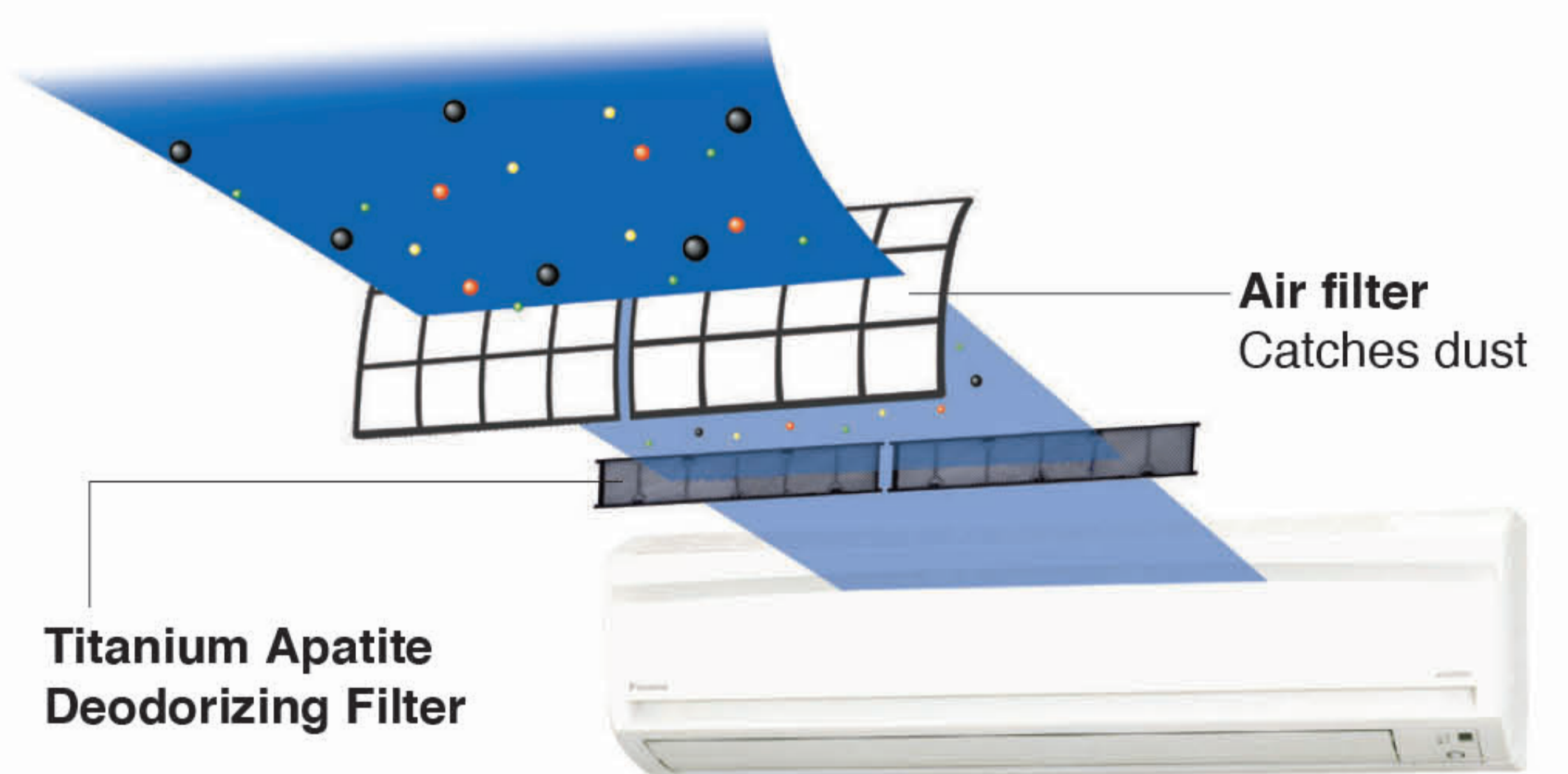
3-D Airflow combines Vertical and Horizontal Auto-Swing to circulate air to every part of a room for uniform cooling of even large spaces.



Clean air



Uses a Titanium Apatite Deodorizing Filter. Titanium apatite is a material with high adsorption power. It effectively adsorbs and removes bacteria. This filter is available for FTKS25/35D and FTKS50/60/71F.



Easy cleaning



Flat panel can be cleaned with just a single pass of a cloth across its smooth surface.



Duct-Connected Type



2.5 kW class 3.5 kW class 5.0 kW class 6.0 kW class

<700 mm width type>

FDKS25EAVMB FDKS35EAVMB

<900/1,100 mm width type>

FDKS25CAVMB FDKS35CAVMB FDKS50CVMB FDKS60CVMB



Slim and compact design

Models in the FDKS-EA series are only 700 mm in width and 21 kg in weight, so are easily installed in limited spaces. Just 200 mm in height, all models can be installed in rooms with as little as 240 mm depth between the drop ceiling and ceiling slab, making them ideal for even shallow ceilings.

FDKS-EA

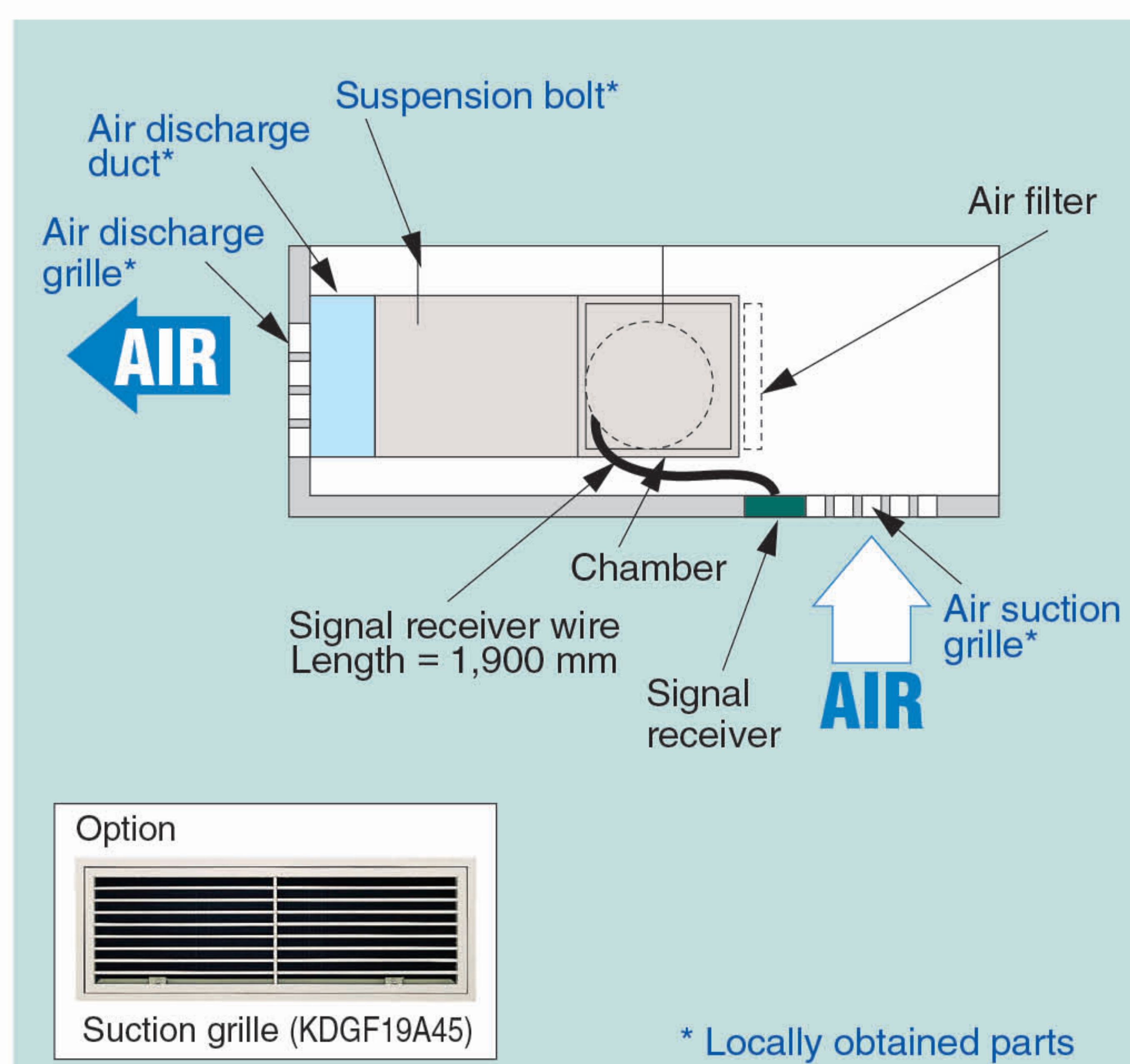


	FDKS25EA	FDKS35EA	FDKS25CA	FDKS35CA
Dimensions (H x W x D)	200 x 700 x 620 mm		200 x 900 x 620 mm	
Weight	21 kg		25 kg	
Airflow rate (H)	8.7 m ³ /min		9.5 m ³ /min	10 m ³ /min
External static pressure	30 Pa		40 Pa	

Quiet operation



Quiet operation sound level of only 29 dB (A) is achieved for 2.5 and 3.5 kW class models.



* Locally obtained parts

Notes:

- To prevent an increase in operation noise, avoid installing the air suction grille directly below the suction chamber.
- Grilles, piping connections, ducts, and installation parts should be obtained locally.
Duct-connected types do not have drain-up pumps.
- The signal receiver unit must be located near the air suction inlet, because the unit includes a sensor that detects room temperature.

Compact Multi Flow Ceiling-Mounted Cassette



Wired LCD remote controller

Wireless LCD remote controller

Signal receiver unit



Wireless remote controller and signal receiver unit are sold as a set.

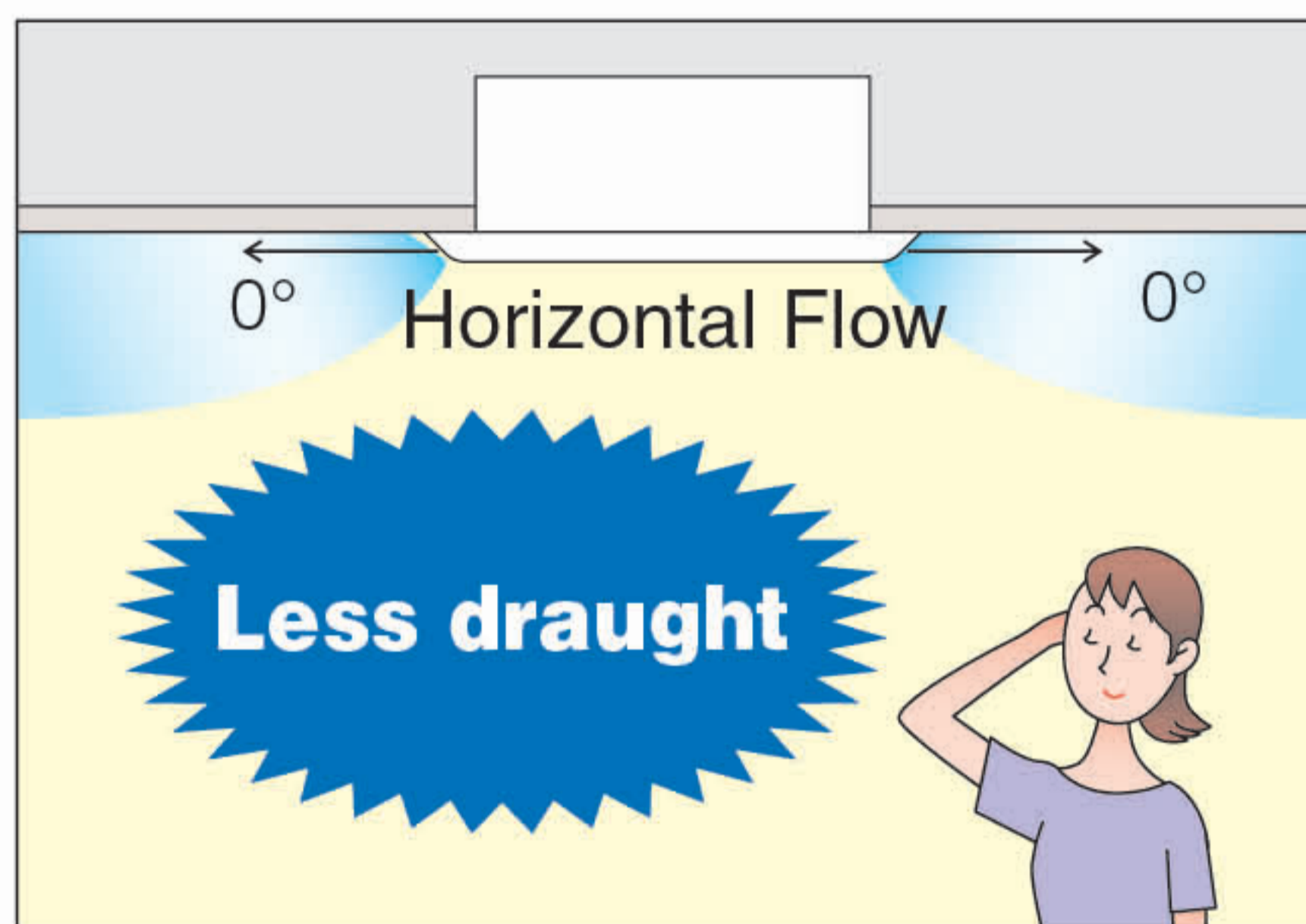
Option

Option

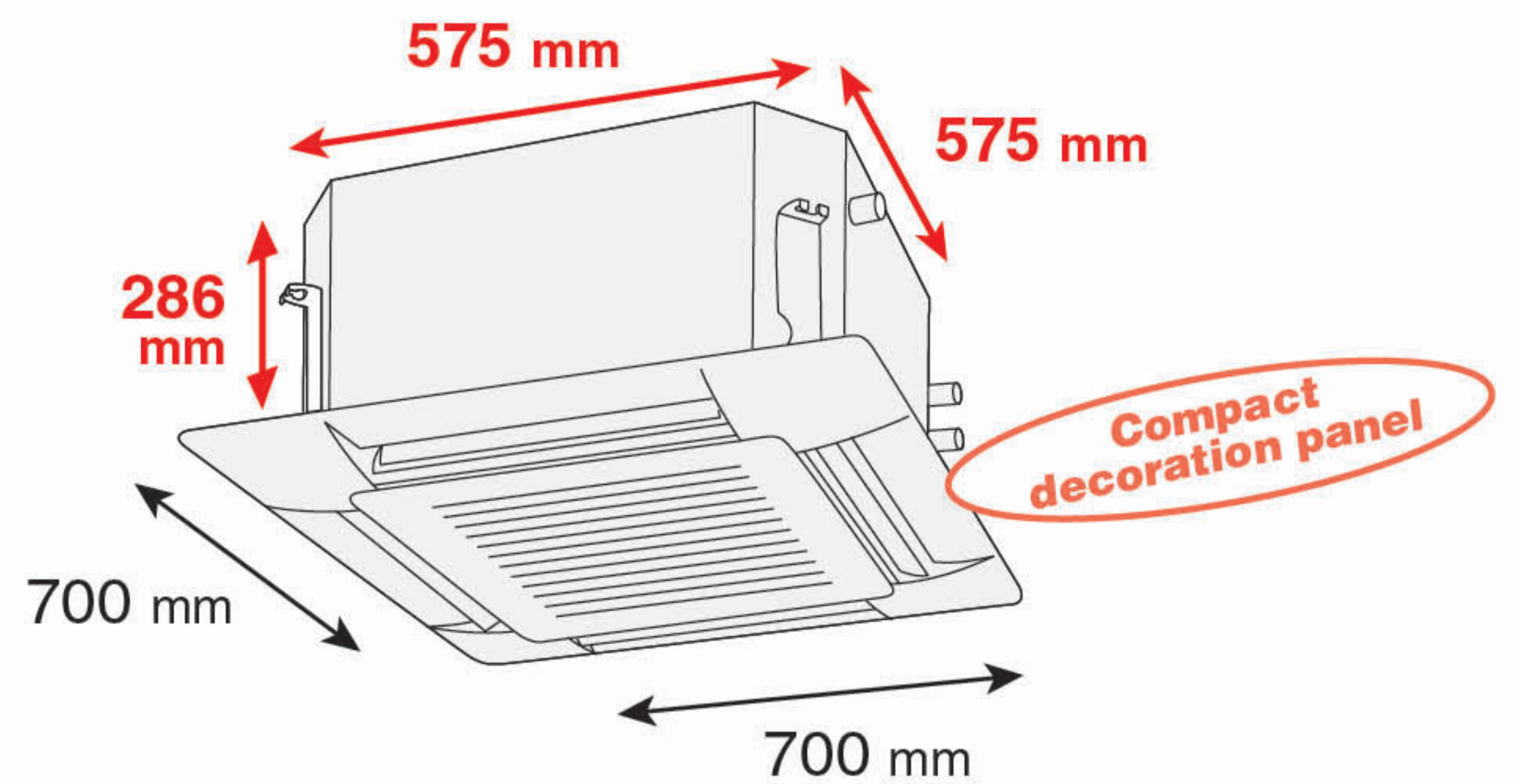
2.5 kW class	3.5 kW class	5.0 kW class	6.0 kW class
FFQ25BV1B	FFQ35BV1B	FFQ50BV1B	FFQ60BV1B



Low draft performance is designed for your comfort



Designed to fit 600 mm wide ceiling grids



Comfortable across all areas

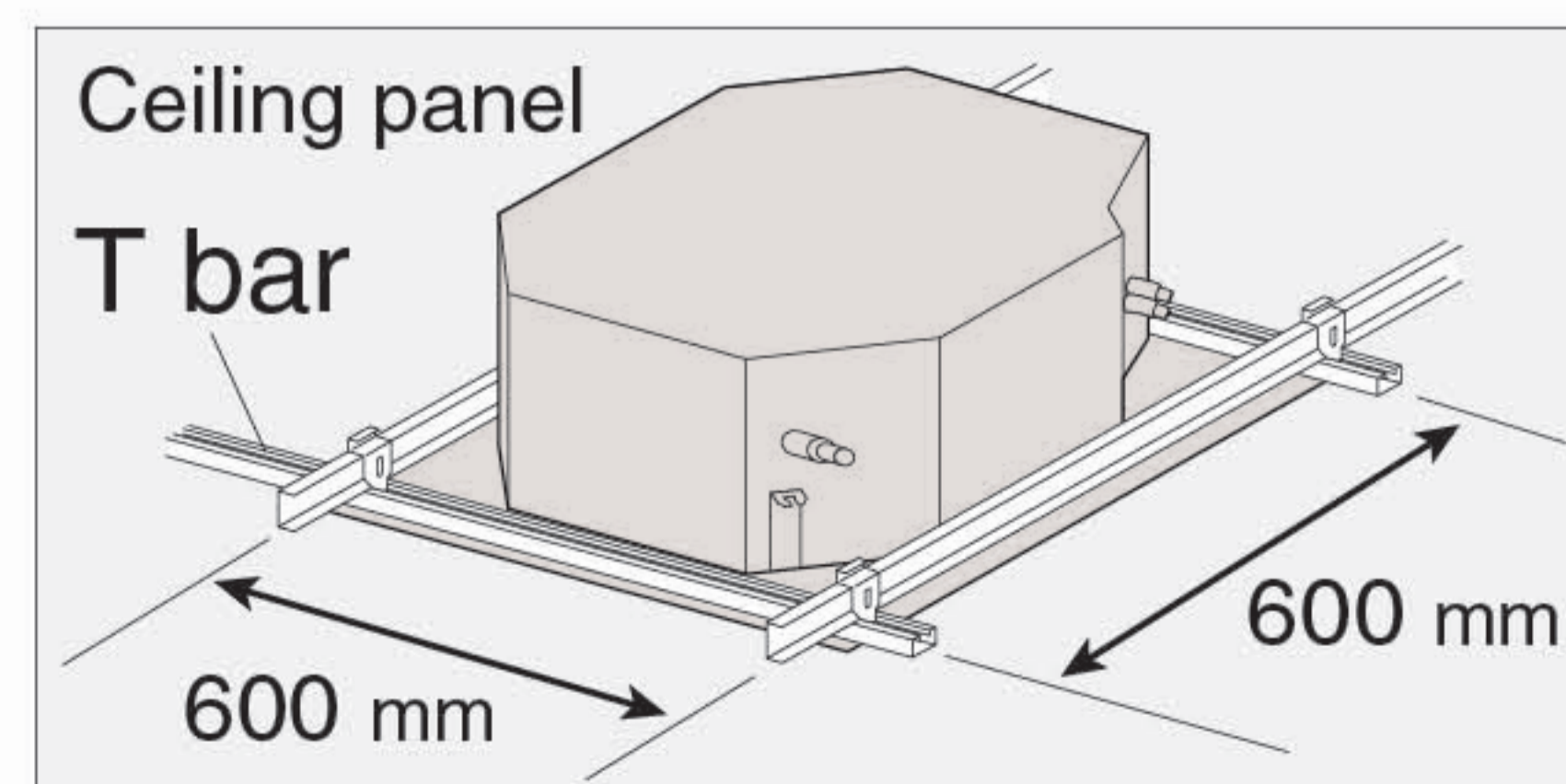
Conditioned air is distributed evenly by Auto-swing operation.

Adjustable airflow angle to suit all room conditions.

	AUTO-SWING	5 directions
Standard setting	<p>Auto-swing between 0° and 60°</p>	<p>Settable to 5 different levels between 0° and 60°</p>
Draft prevention setting (Set on site)	<p>Auto-swing between 0° and 35°</p>	<p>Settable to 5 different levels between 0° and 35°</p>
Setting to prevent soiling of ceiling (Set on site)	<p>Auto-swing between 25° and 60°</p>	<p>Settable to 5 different levels between 25° and 60°</p>

Note: Angles shown above are provided as a guide. They may differ depending on the installation site.

- T-bar grid does not need to be cut



- Even for modules other than 600 x 600, no inspection opening is required. Maintenance can be performed after simply removing the grille, because the switchbox is built into the unit.

Type

• Quiet sound level of only 24.5 dB (A)

At low fan speeds, the 2.5 kW model produces sound of only 24.5 dB (A), and even the 6.0 kW model as low as 32 dB (A). This is due to a spiral hub cover that reduces internal airflow resistance.



Spiral hub cover →

(H/L)

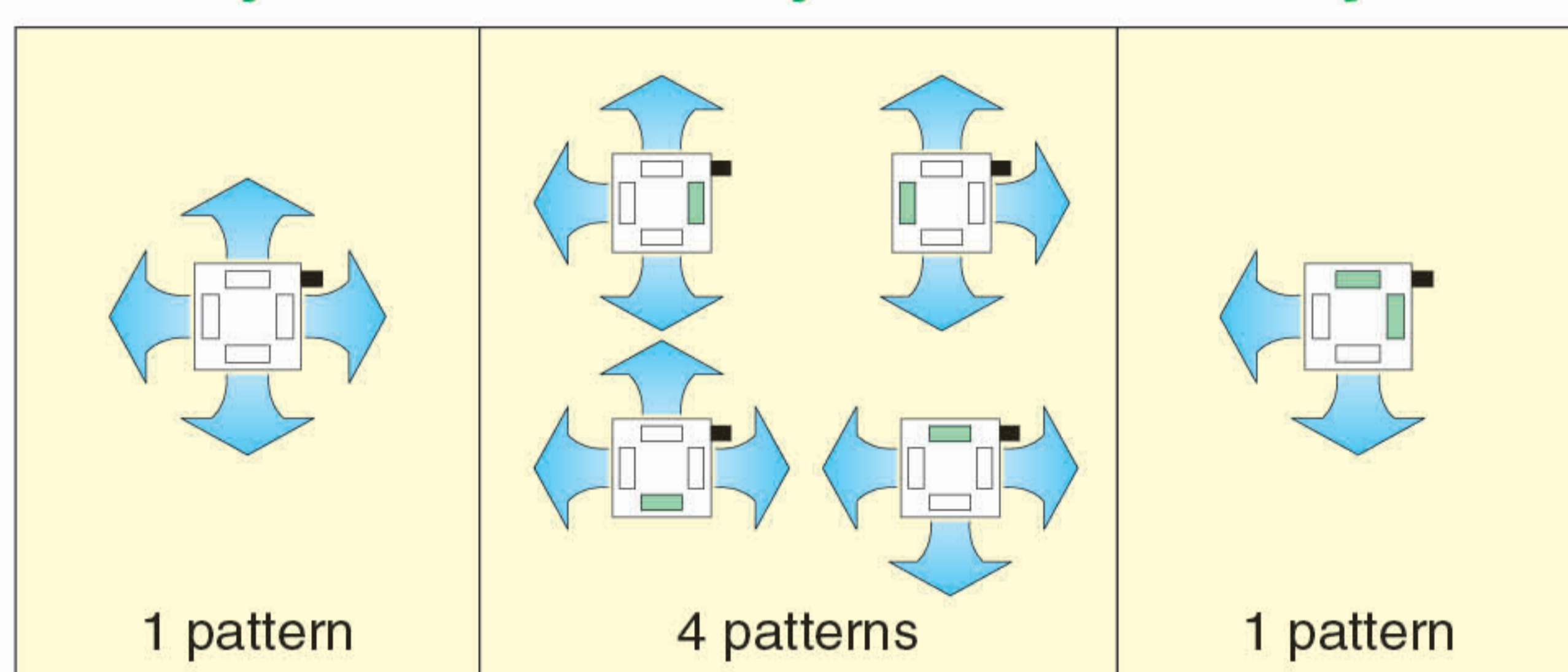
FFQ25	FFQ35	FFQ50	FFQ60
29.5/ 24.5 dB(A)	32/ 25 dB(A)	36/ 27 dB(A)	41/ 32 dB(A)

• Multi-Flow System

4-way flow

3-way flow

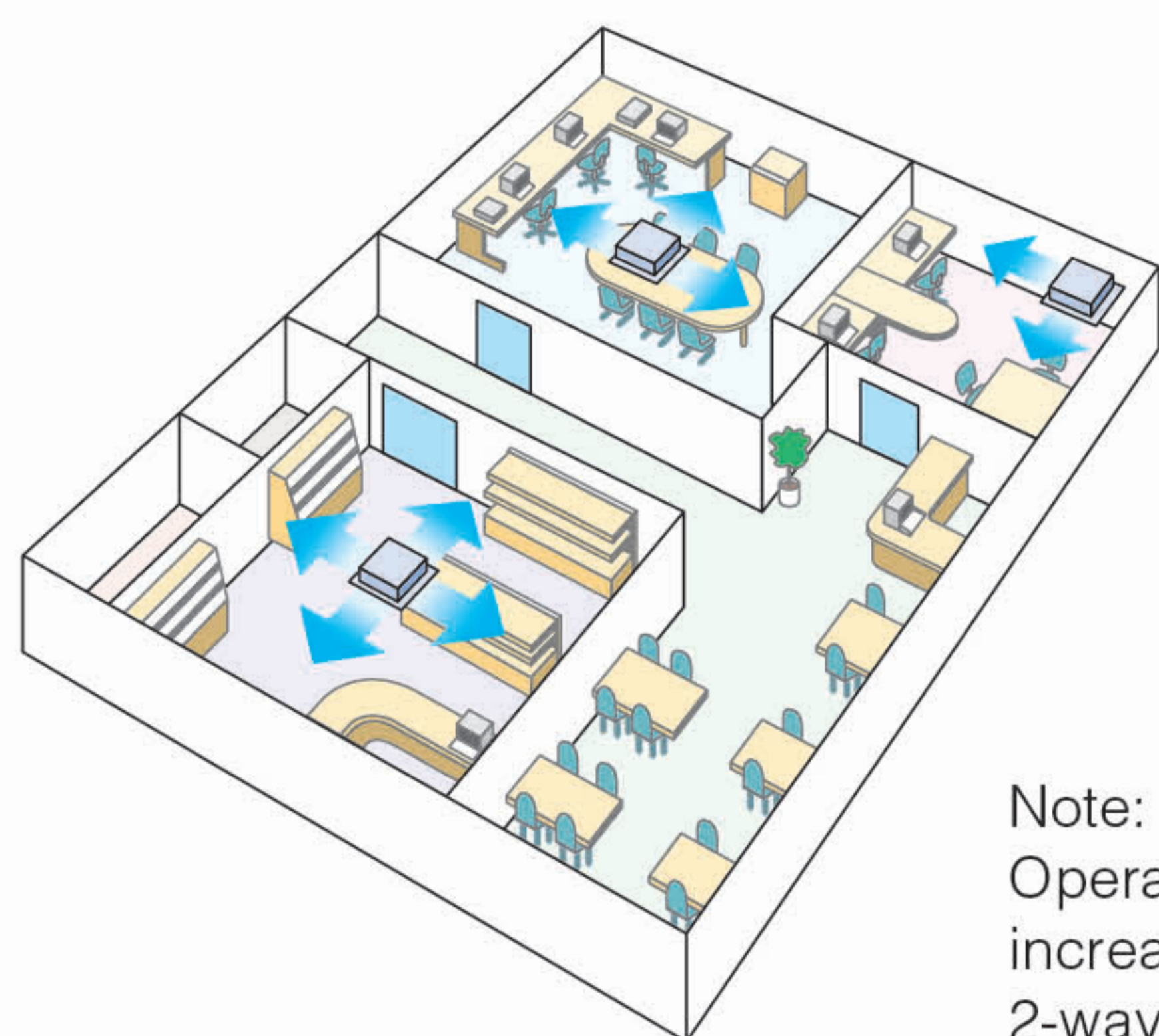
2-way flow



"■" denotes piping direction. "■" denotes sealing member for air discharge outlet (option).

Note: For 3-way or 2-way flow installation, the sealing member for air discharge outlet (option) must be used to close off the unused outlet(s).

• Air discharge patterns can be selected according to installation.



Note:
Operation sound increases when using 2-way or 3-way flow.

• Two selectable temperature sensors

Both indoor unit and wired remote controller (option) contain temperature sensors. Temperature sensing can be set at the unit or, to further improve comfort level, closer to the target area at the wired remote control. This feature requires initial setting by the installer.

*Temperature sensor on indoor unit must be used when the air conditioner is controlled from another room.

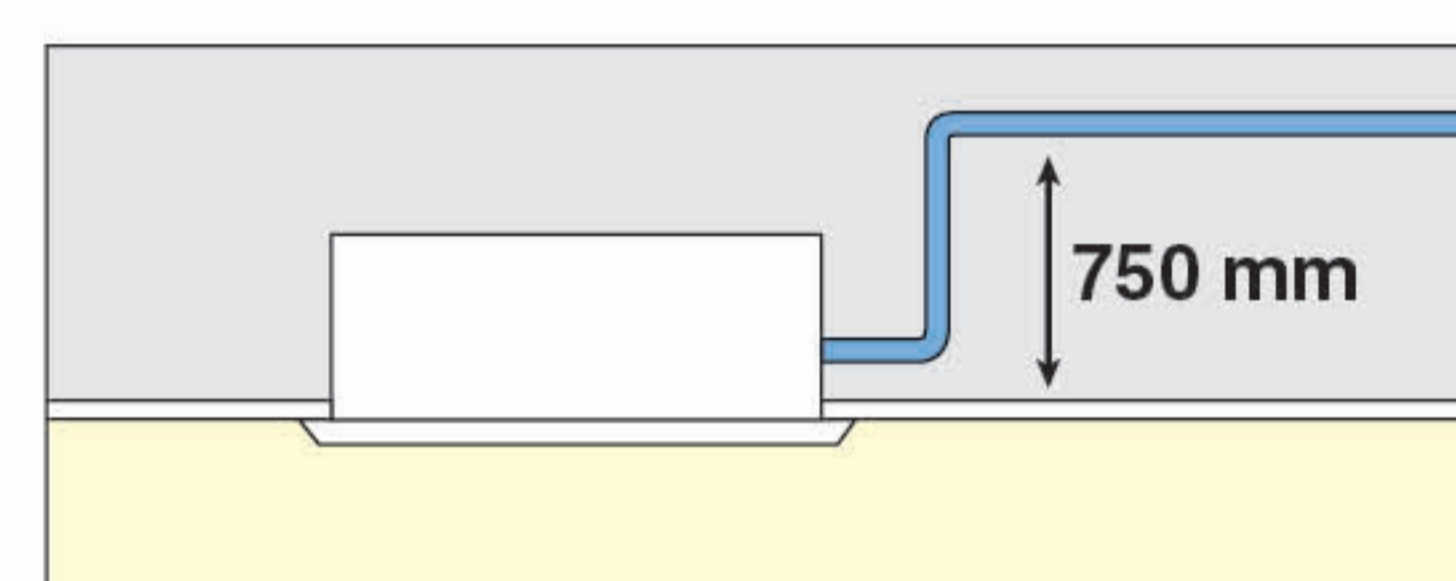
(Wireless remote controller does not have a temperature sensor.)

• Programme "Dry"

Programme Dry gives priority to reducing the level of humidity rather than room temperature. Dehumidification is computer controlled to prevent abrupt and uncomfortable changes in air temperature.

• Switchable fan speed: High/Low

• Provided with drain pump



• Auto-restart

If there is a power failure while the unit is operating, the system will restart in the same mode when power is restored.

• Long-life filter

Maintenance is not required for one year.

• Ceiling soiling prevention function

Daikin's innovative air discharge mechanism keeps airflow away from the ceiling. Ceiling cleaning is required less frequently.

• Filter sign

When the filter requires cleaning, the filter icon is displayed on the remote controller.

Energy savings plus quick return to favourite comfort setting levels



Intelligent Eye

Intelligent Eye with its infrared sensor automatically controls air conditioner operation according to human movement in a room. When there is no movement, it adjusts the temperature by 2°C for energy savings. Intelligent Eye is available for all wall-mounted models.



When you are in the room

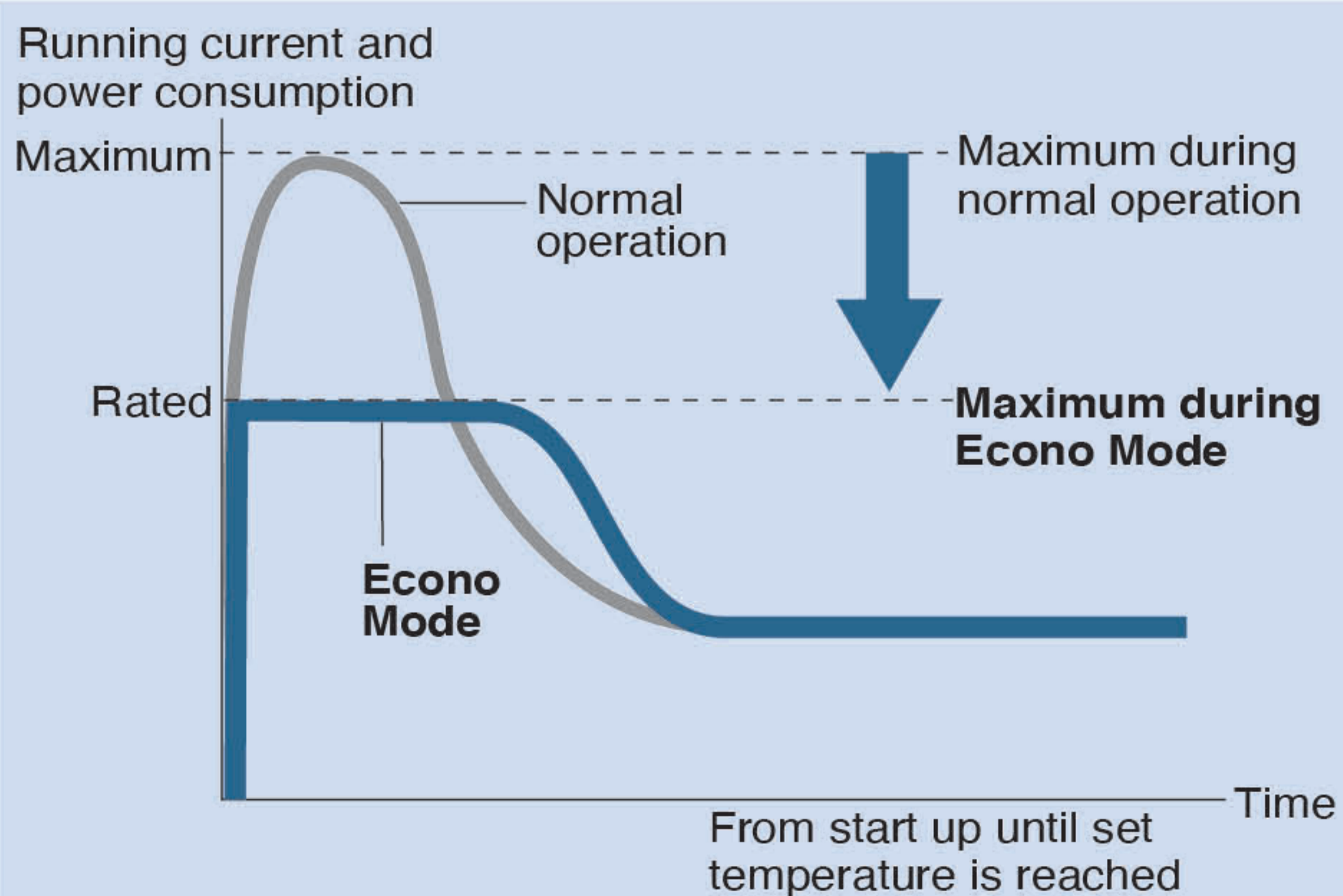


When you go out



Econo Mode

Econo Mode is a function that reduces the maximum running current and the maximum power consumption of the outdoor unit to the rated values. This mode is useful for preventing circuit breakers from being overloaded by the use of multiple air conditioners and other electrical devices. The function is easily activated from the remote controller by pushing the ECONO button. Econo Mode is available for the FTKS25/35D.



- This diagram is a representation for illustrative purposes only.
- Maximum capacity decreases during Econo Mode, requiring more time to reach the set temperature.



Home Leave Operation

Home Leave Operation prevents large rises in the indoor temperature by continuing operation* while you are sleeping or out of your home. This means that an air-conditioned environment is ready when you wake up or return home. It also means that the indoor temperature can quickly return to your favourite setting, providing you with a comfortable environment.

* Home Leave Operation can be selected for any temperature from 18 to 32°C.

23°C for the room temperature setting, and 28°C for the home leave setting.



Start Home Leave Operation simply by pushing its button on the remote controller.



One push!!



When you are out of your home, your air conditioner prevents large rises in the indoor temperature by continuing to operate using Home Leave Operation settings.



When you return, you will be greeted by an air-conditioned room. Just push the HOME LEAVE button again to return to your previous settings.




Push again!!

Uniform cooling of the whole living room



Inverter Powerful Operation

Inverter Powerful Operation boosts cooling performance for a 20-minute period. This is convenient both when you first turn on your air conditioner and when you want to quickly change the temperature during operation.




Power-Airflow Dual Flaps



Wide-Angle Louvres

Power-Airflow Dual Flaps and Wide-Angle Louvres work in tandem to precisely control both vertical and horizontal airflow for even distribution of air.

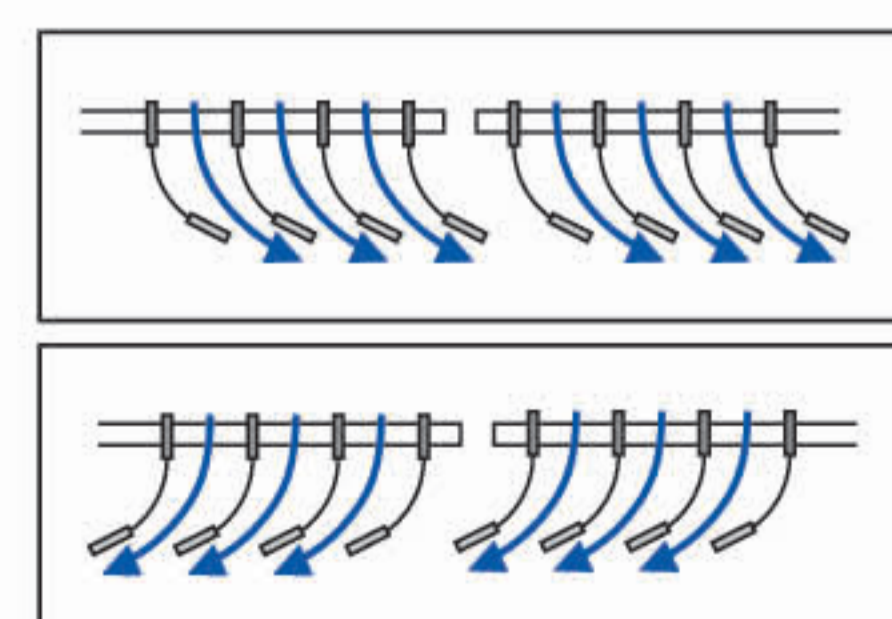
Power-Airflow Dual Flaps



The flaps flatten out during operation so that cool air slides off to reach the farthest corners of the room.

Wide-Angle Louvres

From a corner to the centre



The louvres can be adjusted by hand for the FTKS25/35D. The louvres can be adjusted with the wireless remote controller for the FTKS50/60/71.

Entirely covers a spacious room



Vertical Auto-Swing (up and down)



Horizontal Auto-Swing (left and right)



3-D Airflow

Vertical Auto-Swing automatically moves the flaps up and down and Horizontal Auto-Swing automatically moves the louvres to the left and right. 3-D Airflow combines Vertical and Horizontal Auto-Swing to circulate air to every part of a room for uniform cooling of even large spaces.



Indoor Unit On/Off Switch

The unit can be conveniently started manually in the event the wireless remote controller is misplaced or the wireless remote controller batteries are not charged.

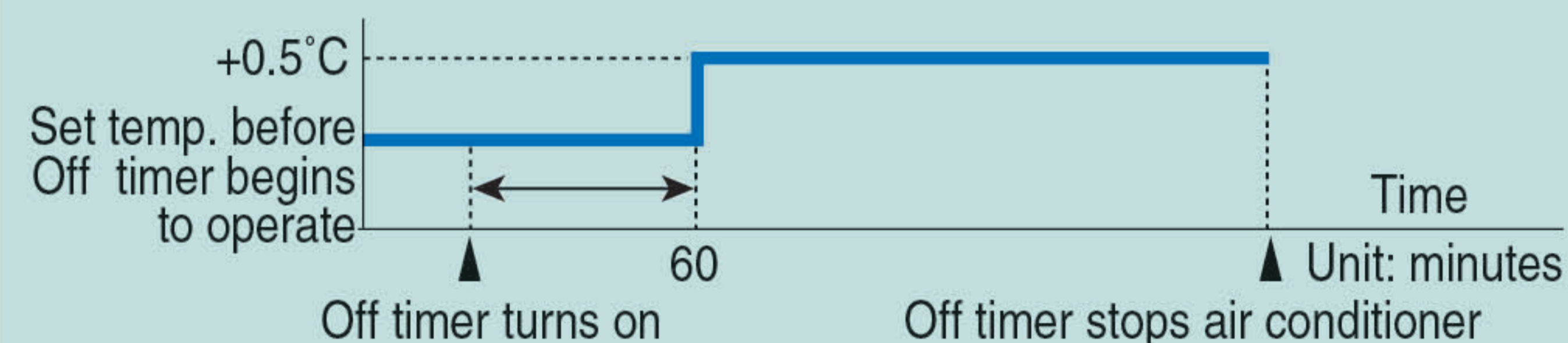


Indoor Unit On/Off Switch



Night Set Mode


Pressing the Off timer button automatically selects the Night Set Mode. This function prevents excessive cooling for pleasant sleep conditions.



Room temperature is raised by 0.5°C after 60 minutes.

Clean air with less dust or odours

Super Multi NX indoor units offer a range of features, including advanced air-purifying filters, to help keep indoor air clean. These advanced filters are able to remove bacteria.



FTKS25/35D and FTKS50/60/71F

Titanium Apatite Deodorizing Filter



Titanium apatite is a material with high adsorption power. Besides mould and odours, titanium apatite also effectively adsorbs and decomposes bacteria across its entire surface.

These filters are not medical devices. Benefits such as the adsorption and decomposition of bacteria and viruses are only effective for substances that are collected on and in direct contact with the Titanium Apatite Deodorizing Filter.

Bacteria Removal Test

Testing method: dropping method

Result certificate: No. 012553-1 and 012553-2

Testing organisation: Japan Spinners Inspecting Foundation




FTKS25/35D and FTKS50/60/71F

	FTKS25/35D and FTKS50/60/71F
Filter type	Titanium Apatite Deodorizing Filter
Maintenance	Soak in water containing detergent once every 6 months
Replacement	3 years
Number	2 pieces

Mould-Proof Operation

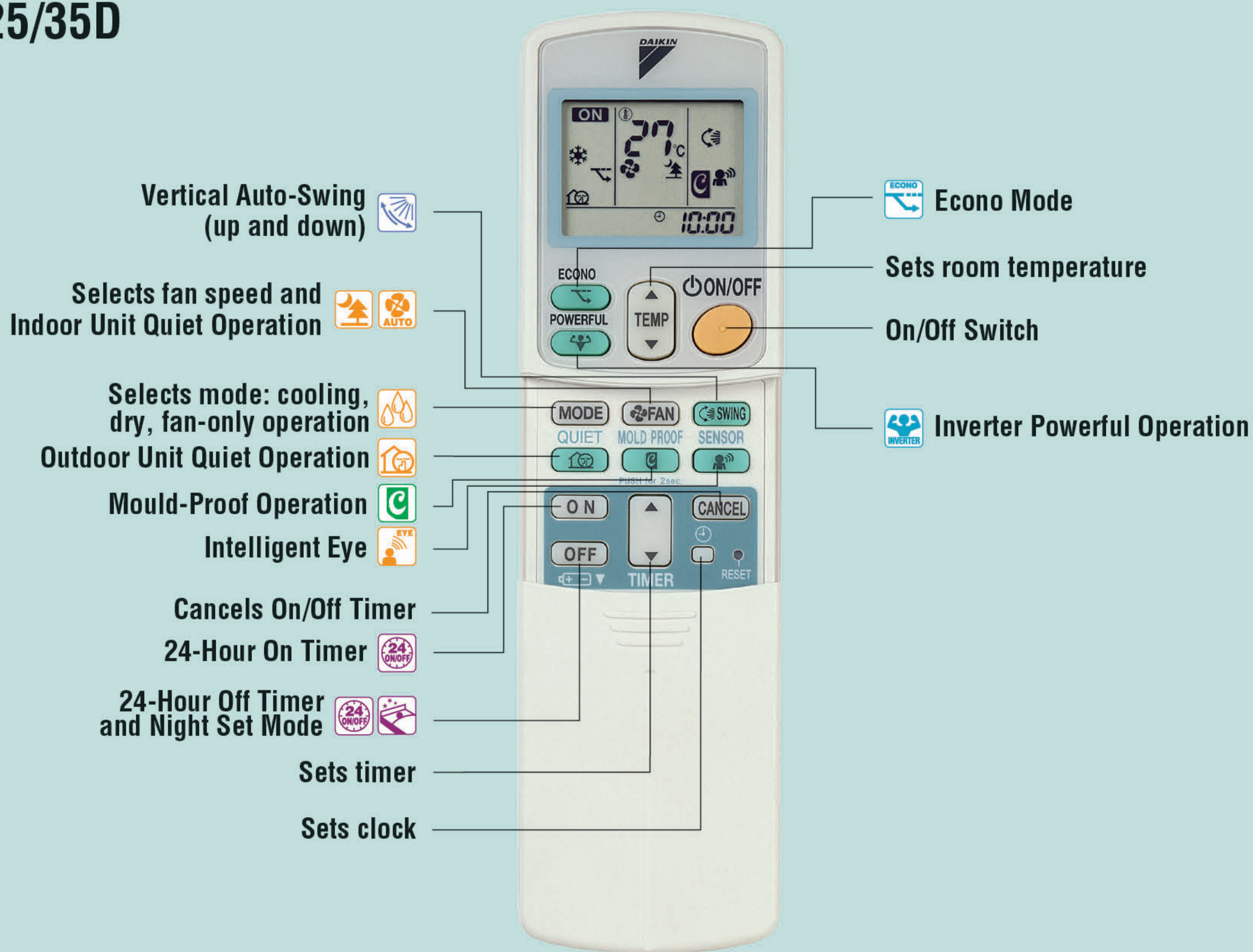


When cooling or dry operation is stopped, fan-only operation runs automatically for one hour. This airflow dries the inside of the indoor unit to reduce the generation of mould and the odours caused by mould.

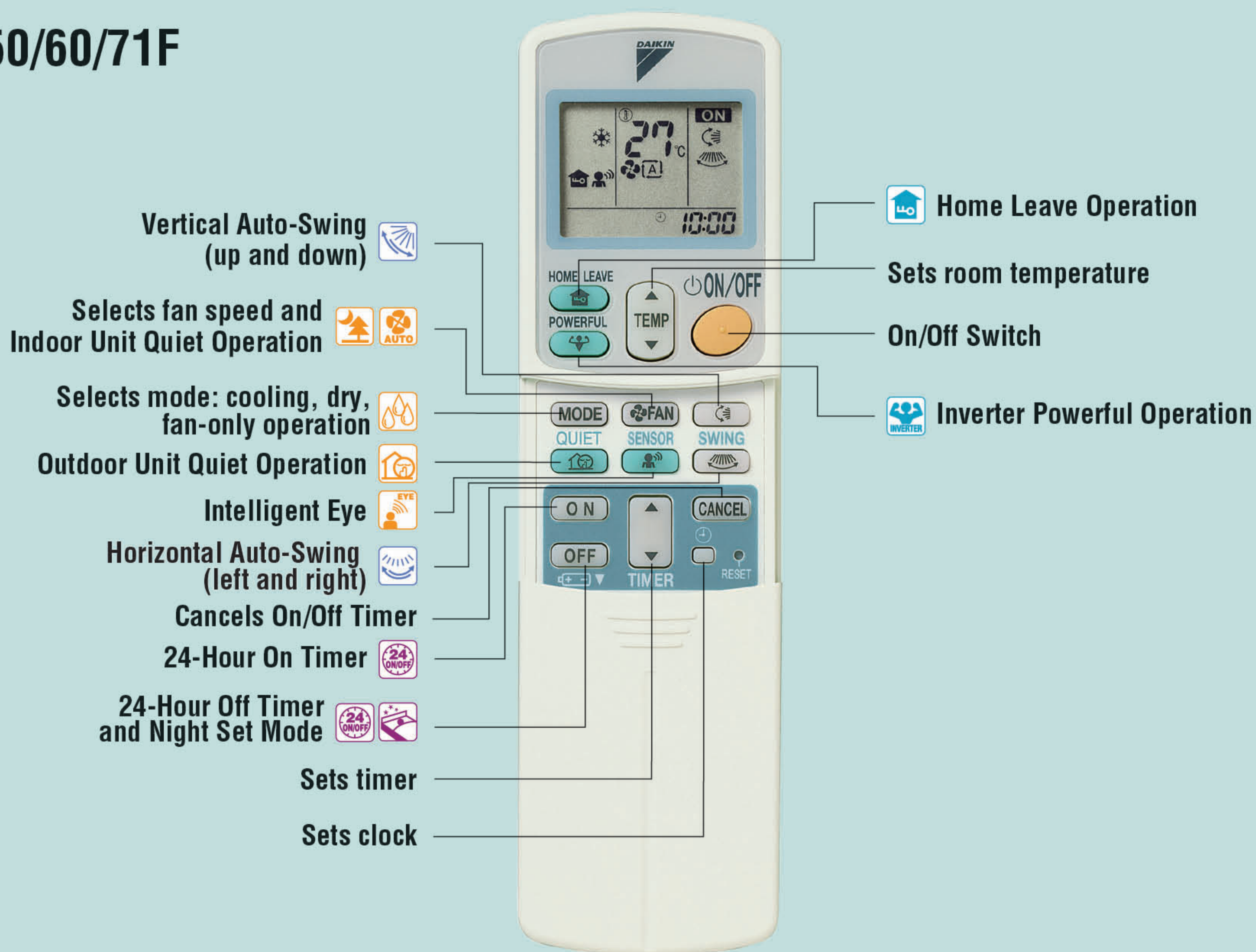


Easy-to-use wireless remote controller

FTKS25/35D



FTKS50/60/71F



Comfortable Airflow



Power-Airflow Dual Flaps

Power-Airflow Dual Flaps can flatten out during operation to deliver cool air to the corners of a room.
▶ See page 16



Wide-Angle Louvres

Smoothly curved Wide-Angle Louvres provide wide airflow coverage for effective cooling operation.
▶ See page 16



Vertical Auto-Swing (up and down)

Vertical Auto-Swing automatically moves the flaps up and down to distribute air across a room.
▶ See page 16



Horizontal Auto-Swing (left and right)

Horizontal Auto-Swing automatically moves the louvres to the left and right to cover a room with cool air.
▶ See page 16



3-D Airflow

This function combines Vertical and Horizontal Auto-Swing to circulate a cloud of cool air right to the corners of even large spaces.
▶ See page 16

Comfort Control



Indoor Unit Quiet Operation

Indoor unit operating sound levels are decreased by 2 or 3 dB (A) from the low setting fan speed using the wireless remote controller.
▶ See page 6



Outdoor Unit Quiet Operation

Outdoor unit operating sound levels are decreased by 3 dB (A) from the rated operation sound using the wireless remote controller.
▶ See page 6



Night Quiet Mode

Outdoor unit operating sound levels are automatically decreased by 3 dB (A) from the rated operation sound when the outdoor temperature has dropped by 6°C from the maximum temperature recorded during the daytime. Initial setting is required during installation.



Intelligent Eye

Intelligent Eye with its infrared sensor automatically controls air conditioner operation according to human movement in a room. When there is no movement, it adjusts the temperature by 2°C for energy savings.
▶ See page 15



Programme Dry Function

This function automatically reduces the level of humidity.



Auto Fan Speed

The microprocessor automatically controls fan speed to adjust the room temperature to the set temperature.

Lifestyle Convenience



Inverter Powerful Operation

This function is convenient for boosting cooling performance for a 20-minute period both when you first turn on your air conditioner and want to quickly change the room temperature.
▶ See page 16



Econo Mode

Econo Mode reduces the maximum running current and maximum power consumption of the outdoor unit to the rated values. This is useful when using multiple air conditioners and other electrical devices at the same time.
▶ See page 15



Home Leave Operation

Home Leave Operation continues operation to prevent a room from becoming too hot while you are sleeping or out of your home. Any temperature from 18 to 32°C can be selected.
▶ See page 15



Indoor Unit On/Off Switch

The unit can be conveniently started manually in the event the wireless remote controller is misplaced or the wireless remote controller batteries are not charged.
▶ See page 16



Priority-Room Setting

When this function is set, it is convenient for selecting Inverter Powerful Operation and Outdoor Unit Quiet Operation. Initial setting is required during installation.
▶ See page 8

Cleanliness



Titanium Apatite Deodorizing Filter

Uses a Titanium Apatite Deodorizing Filter. Titanium apatite is a material with high adsorption power. It effectively adsorbs and removes bacteria. It lasts for 3 years without replacement if washed about once every 6 months.

► See page 17



Air-Purifying Filter with Deodorizing Function

This filter combines the Air-Purifying Filter and Deodorizing Filter in a single highly effective unit. The filter traps microscopic particles and removes bacteria. It can be used for up to 3 years.



Mould-Proof Operation

Mould-Proof Operation automatically runs fan-only operation for 1 hour when cooling or dry operation is stopped. This airflow prevents the generation of mould and mould odours inside the indoor unit.

► See page 17



Wipe-Clean Flat Panel

The flat panel models can be cleaned with only the single pass of a cloth across their smooth surface. The flat panel can also be easily removed for more thorough cleaning.

► See page 11



Filter Cleaning Indicator

Dust deposited on the air filters is not only unhygienic, it also reduces the operating efficiency of the air conditioner. A message indicates when the air filters need cleaning.

Timers



24-Hour On/Off Timer

This timer can be preset to start and stop at any time within a 24-hour period. The air conditioner is started/stopped simply by pressing the On/Off timer button on the wireless remote controller.



72-Hour On/Off Timer

This timer can be set to start and stop at any time within a 72-hour period. Simply press the On timer button, and the air conditioner will automatically start to operate at the preset time.



Night Set Mode

Pressing the Off timer button automatically selects the Night Set Mode. This function prevents excessive cooling for pleasant sleep conditions.

► See page 16

► Refer to page 21 to check the functions offered by individual models.

Worry Free



Auto-Restart After Power Failure

The air conditioner memorises the settings for mode, airflow, temperature, etc., and automatically returns to them when power is restored after a power failure.



Self-Diagnosis with Digital Display

Malfunction codes for each indoor unit are shown on the digital display panel of the wireless remote controller for fast and easy maintenance.



Anticorrosion Treatment of Outdoor Heat Exchanger Fins

The outdoor unit's heat exchanger fins are processed using a special anticorrosion treatment. The surface is covered with a thin acrylic resin layer to enhance the fins' resistance to acid rain and salt corrosion.

Others

Worry Free

Wiring Error Check

Microcomputer checking and diagnosis of wiring errors during installation prevents problems.

Flexibility

Chargeless

Charging with additional refrigerant is not required even for long runs of piping.

Either Side Drain (left or right)

The wall-mounted type indoor unit is designed so that drain piping can be connected to either the left or right side.

Models	Indoor units						Outdoor units
	Wall-mounted type				Duct-connected type	Compact multi flow ceiling-mounted cassette type	
Functions	FTKS25/35D	FTKS50B	FTKS50/60/71F	FTKJ25/35/42	FDKS25/35EA FDKS25/35/50/60C	FFQ	3/4MKS
Comfortable Airflow <ul style="list-style-type: none"> Power-Airflow Dual Flaps Wide-Angle Louvres Vertical Auto-Swing (up and down) Horizontal Auto-Swing (left and right) 3-D Airflow 							
Comfort Control <ul style="list-style-type: none"> Indoor Unit Quiet Operation Outdoor Unit Quiet Operation Night Quiet Mode Intelligent Eye Two-Area Intelligent Eye Programme Dry Function Auto Fan Speed 							
Lifestyle Convenience <ul style="list-style-type: none"> Standby Electricity Saving Inverter Powerful Operation Econo Mode Home Leave Operation Wireless Remote Controller with Backlight Indoor Unit On/Off Switch Priority-Room Setting 							
Cleanliness <ul style="list-style-type: none"> Titanium Apatite Photocatalytic Air-Purifying Filter Titanium Apatite Deodorizing Filter Air-Purifying Filter with Deodorizing Function Mould-Proof Operation Wipe-Clean Flat Panel Filter Cleaning Indicator 							
Timers <ul style="list-style-type: none"> 24-Hour On/Off Timer 72-Hour On/Off Timer Weekly Timer Night Set Mode 							
Worry Free <ul style="list-style-type: none"> Auto-Restart after Power Failure Self-Diagnosis with Digital Display Anticorrosion Treatment of Outdoor Heat Exchanger Fins 							

Specifications

Outdoor unit

Model name		3MKS50FSG	3MKS71FSG	4MKS80FSG
Cooling Capacity (kW) Rated (Min-Max)		4.8 (1.95-7.07)	6.9 (3.01-8.82)	7.3 (3.3-10.50)
Power supply		1 phase, 230 V, 50 Hz		
Casing colour		Ivory white		
Compressor type		Hermetically sealed swing type		
Sound levels	dB (A)	46/43*1	48/45*1	
Dimensions (H x W x D)	mm	735 x 826 (+110*2) x 300		770 x 900 x 320
Machine weight	kg	49	58	69
Operation range	°CDB	10 to 46		
Max. piping length	m	50 (total)	60 (total) 25 (for each room)	70 (total)
Necessity of additional charge	g/m	Chargeless		
Max. installation height difference	m	15 (between indoor and outdoor units)		

Notes: *1 Rated sound level/sound level when Indoor Unit Quiet Operation and Outdoor Unit Quiet Operation are both selected for all indoor units in operation.

*2 The measurement in parentheses indicates the additional size of the shut-off valve cover.

Indoor unit

Wall-mounted type

Model name		FTKS25DVM	FTKS35DVM	FTKS50BVMA	FTKS50FVM	FTKS60FVM	FTKS71FVM
Power supply		1 phase, 220-240 V/220-230 V, 50/60 Hz					
Front panel colour		White					
Airflow rates (H)	m ³ /min (cfm)	8.7 (307)	8.9 (314)	11.4 (402)	14.7 (519)	16.2 (572)	17.4 (614)
Sound levels (H/L/SL)	dB (A)	37/25/22	39/26/23	44/35/32	43/34/31	45/36/33	46/37/34
Fan speed		5 steps, quiet and automatic					
Temperature control		Microcomputer control					
Dimensions (H x W x D)	mm	283 x 800 x 195	290 x 795 x 238	290 x 1,050 x 238			
Machine weight	kg	9			12		
Piping connections	Liquid (flare)	ø6.4					
	Gas (flare)	ø9.5		ø12.7			ø15.9
	Drain	ø18.0					
Heat insulation		Both liquid and gas pipes					

Wall-mounted type < ENVi Series >

Model name		FTKJ25NVM	FTKJ35NVM	FTKJ42NVM
Front Panel Colour		Silver/White		
Cooling Capacity	kW	2.5	3.5	4.2
	Btu/h	8,500	11,900	14,300
Airflow rates (H)	m ³ /min (cfm)	8.9 (313)	10.9 (385)	
Fan Speed		5 Steps, Quite, Automatic		
Sound Levels (H/SL)	dB(A)	38/19	45/20	46/29
Dimensions (H x W x D)	mm	303 x 998 x 212		
Machine weight	kg	12		
Piping connection	Liquid (flare)	ø6.4		
	Gas (flare)	ø9.5		ø4.2
	Drain	ø18.0		

Duct-connected type < 700 mm width >

Model name		FDKS25EAVMB	FDKS35EAVMB
Power supply		1 phase, 230 V, 50 Hz	
Airflow rates (H)	m ³ /min (cfm)	8.7 (307)	
Sound levels (H/L/SL)*	dB (A)	35/31/29	
Fan speed		5 steps, quiet and automatic	
Temperature control		Microcomputer control	
Dimensions (H x W x D)	mm	200 x 700 x 620	
Machine weight	kg	21	
Piping connections	Liquid (flare)	ø6.4	
	Gas (flare)	ø9.5	
	Drain	VP20 (External Dia. 26/Internal Dia. 20)	
Heat insulation		Both liquid and gas pipes	
External static pressure	Pa	30	

Duct-connected type < 900/1,100 mm width >

Model name		FDKS25CAVMB	FDKS35CAVMB	FDKS50CVMB	FDKS60CVMB
Power supply		1 phase, 230 V, 50 Hz			
Airflow rates (H)	m ³ /min (cfm)	9.5 (335)	10.0 (353)	12.0 (424)	16.0 (565)
Sound levels (H/L/SL)*	dB (A)	35/31/29		37/33/31	38/34/32
Fan speed		5 steps, quiet and automatic			
Temperature control		Microcomputer control			
Dimensions (H x W x D)	mm	200 x 900 x 620			200 x 1,100 x 620
Machine weight	kg	25	27	30	
Piping connections	Liquid (flare)	ø6.4			
	Gas (flare)	ø9.5		ø12.7	
	Drain	VP20 (External Dia. 26/Internal Dia. 20)			
Heat insulation		Both liquid and gas pipes			
External static pressure	Pa	40			

Note: * The operation sound level values represent those for rear-suction operation and an external static pressure of 30 Pa for FDKS-EA and 40 Pa for FDKS-C. Sound level values for bottom-suction operation can be obtained by adding 6 dB for FDKS-EA and 5 dB for FDKS-C.

Compact multi flow ceiling-mounted cassette type

Model name		FFQ25BV1B	FFQ35BV1B	FFQ50BV1B	FFQ60BV1B
Power supply		1 phase, 220-240 V, 50 Hz			
Airflow rate (H)	m ³ /min (cfm)	9.0 (318)	10.0 (353)	12.0 (424)	15.0 (530)
Sound level* (H/L)	dB (A)	29.5/24.5	32/25	36/27	41/32
Fan speed		2 steps			
Temperature control		Microcomputer control			
Unit dimensions (H x W x D)	mm	286 x 575 x 575			
Machine weight		17.5			
Piping connections	Liquid (flare)	ø6.4			
	Gas (flare)	ø9.5		ø12.7	
	Drain	VP20 (External Dia. 26/Internal Dia. 20)			
Heat insulation		Both liquid and gas pipes			
Panel (option)	Model	BYFQ60B8W1			
	Colour	White			
	Dimensions (H x W x D)	55 x 700 x 700			
	Weight	2.7			

Note: * Anechoic chamber conversion value, measured according to JIS parameters and criteria. During operation these values are somewhat higher owing to ambient conditions.

Measurement conditions

1. Data is based on the following conditions: indoor temp. 27°CDB, 19°CWB; outdoor temp. 35°CDB; piping length 5m for 4MKS80ESG ; piping length 7.5m for 3MKS50ESG and 3MKS71ESG
2. Sound levels are anechoic conversion values. These values are normally somewhat higher during actual operation as a result of ambient conditions.

Options

Outdoor unit

No.	Item	3MKS50F	3MKS71F	4MKS80F
1	Air direction adjustment grille		KPW945A4	
2	Drain plug		KKP937A4*1	KKP945A4*2

Notes: *1. One set includes 5 pieces for 5 units.

*2. One set includes 1 piece for 1 unit.



Air direction adjustment grille
KPW945A4



Drain plug
KKP937A4

Indoor unit

No.	Item	Wall-mounted type			Duct-connected type			
		FTKS25/35D	FTKS50B	FTKS50/60/71F	FDKS25/35EA	FDKS25/35CA	FDKS50C	FDKS60C
1	5-room centralised controller*1	KRC72						
2	Wiring adaptor for time clock/remote controller*2 (Normal open pulse contact/normal open contact)	KRP413AB1S						
3	Titanium apatite Deodorizing filter*3	KAF970A46	–	KAF952B42	–			
4	Air-purifying filter with deodorizing function*3	–	KAF952A42	–				
5	Remote controller loss prevention chain	KKF917A4						
6	Suction grille	–			KDGF19A45			
7	Insulation kit for high humidity	–			KDT25N32	KDT25N50	KDT25N63	

Notes: *1. A wiring adaptor (KRP413AB1S) is also required for each indoor unit.

*2. Time clock and other devices should be obtained locally.

*3. Filter is a standard accessory. It should be replaced approximately every 3 years.



5-room centralised controller
KRC72



Titanium apatite deodorizing filter
KAF970A46



Titanium apatite deodorizing filter
KAF952B42



Remote controller loss prevention chain
KKF917A4

No.	Item	Compact multi flow ceiling-mounted cassette type
1	Decoration panel	BYFQ60B8W1
2	Remote controller	Wired type*1
		BRC1C61
	Wireless type	BRC7E531W
3	Adaptor for wiring*2	KRP1BA57
4	Wiring adaptor for electrical appendices*2	KRP4AA53
5	Installation box for adaptor PCB	KRP1BA101
6	Remote sensor (for indoor temperature)	KRCS01-1B
7	Replacement long-life filter	KAFQ441BA60
8	Fresh air intake kit	KDDQ44XA60
	Direct installation type	
9	Sealing member of air discharge outlet	KDBH44BA60
10	Panel spacer	KDBQ44BA60A

Notes: *1. Wiring for wired remote controller should be obtained locally.

*2. Installation box for adaptor PCB (KRP1BA101) is necessary.

Control system

No.	Item	Wall-mounted type	Duct-connected type	Compact multi flow ceiling-mounted cassette type
1	Central remote controller*		DCS302CA61	
2	Unified on/off controller*		DCS301BA61	
3	Schedule timer*		DST301BA61	
4	Interface adaptor	KRP928BB2S		DTA112BA51

Note: * Interface adaptor (KRP928BB2S or DTA112BA51) is also required for each indoor unit.



Central remote controller
DCS302CA61



Unified on/off controller
DCS301BA61



Schedule timer
DST301BA61

MEMO

Warning



- Daikin products are manufactured for export to numerous countries throughout the world. Prior to purchase, please confirm with your local authorised importer, distributor and/or retailer whether this product conforms to the applicable standards, and is suitable for use, in the region where the product will be used. This statement does not purport to exclude, restrict or modify the application of any local legislation.
- Ask a qualified installer or contractor to install this product. Do not try to install the product yourself. Improper installation can result in water or refrigerant leakage, electrical shock, fire or explosion.
- Use only those parts and accessories supplied or specified by Daikin. Ask a qualified installer or contractor to install those parts and accessories. Use of unauthorised parts and accessories or improper installation of parts and accessories can result in water or refrigerant leakage, electrical shock, fire or explosion.
- Read the User's Manual carefully before using this product. The User's Manual provides important safety instructions and warnings. Be sure to follow these instructions and warnings.

If you have any enquiries, please contact your local importer, distributor and/or retailer.



Cautions on product corrosion

1. Air conditioners should not be installed in areas where corrosive gases, such as acid gas or alkaline gas, are produced.
2. If the outdoor unit is to be installed close to the sea shore, direct exposure to the sea breeze should be avoided. If you need to install the outdoor unit close to the sea shore, contact your local distributor.



JMI-0107

Organization:
DAIKIN INDUSTRIES, LTD.
AIR CONDITIONING MANUFACTURING DIVISION

Scope of Registration:
THE DESIGN/DEVELOPMENT AND MANUFACTURE OF COMMERCIAL AIR CONDITIONING, HEATING, COOLING, REFRIGERATING EQUIPMENT, HEATING EQUIPMENT, RESIDENTIAL AIR CONDITIONING EQUIPMENT, HEAT RECLAIM VENTILATION, AIR CLEANING EQUIPMENT, COMPRESSORS AND VALVES.



JQA-1452

Organization:
DAIKIN INDUSTRIES
(THAILAND) LTD.

Scope of Registration:
THE DESIGN/DEVELOPMENT AND MANUFACTURE OF AIR CONDITIONERS AND THE COMPONENTS INCLUDING COMPRESSORS USED FOR THEM



All of the Daikin Group's business facilities and subsidiaries in Japan are certified under the ISO 14001 international standard for environment management.

EC99J2044

Dealer

DAIKIN INDUSTRIES, LTD.

No. 10 Ang Mo Kio Industrial Park II
Singapore 569501

Tel. +65-6-5838888 Fax. +65-6-3497310 / 311
www.daikin.com.sg