



Perfecting the Air

Smart Envi Series

INVERTER



Highest Energy Efficiency



Smart Features



Energy Saving Functions



19
dB(A)
Quiet Operation




























Contents

- 1 Product Lineup Page 3
- 2 Next-Generation R-32 Refrigerant Page 5
- 3 Clean Air Page 7
- 4 Quiet Operation of 19 dB (A) Page 9
- 5 Energy Saving Functions Page 10
- 6 Smart Features Page 11
- 7 Superior Comfort Page 15
- 8 Wireless Remote Controller Page 17
- 9 Functions Page 19
- 10 Specifications and Options Page 21

Product Lineup

Capacity class	Indoor unit	Outdoor unit	Model name		Inverter	Refrigerant	Energy label
			Indoor unit	Outdoor unit			
2.5 kW class			FTKM25PVM	RKM25PVMG	 DC Inverter		
3.5 kW class			FTKM35PVM	RKM35PVMG	 DC Inverter		
4.2 kW class			FTKM42PVM	RKM42PVMG	 DC Inverter		
5.0 kW class			FTKM50PVM	RKM50PVMG	 DC Inverter		
6.0 kW class			FTKM60PVM	RKM60PVMG	 DC Inverter		
7.1 kW class			FTKM71PVM	RKM71PVMG	 DC Inverter		



R-32 Refrigerant: A Better Choice for Climate Change

Ten Million Units in Cumulative Sales

10,000,000 Units in Cumulative Sales

For air conditioners using R-32

Daikin is the sole manufacturer to produce both air conditioning equipment and refrigerants around the world. As a refrigerant manufacturer, Daikin believes it has a responsibility to expand the use of substances with zero ozone-layer depletion and to reduce greenhouse gas emissions.

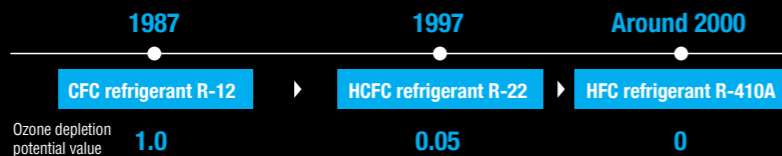
As an equipment manufacturer, Daikin believes it must work to reduce these greenhouse emissions throughout the entire product

lifecycle. By combining R-32 refrigerant and the equipment's operational efficiency, Daikin has taken the next step in reducing environmental impact.

In 52 countries and regions, Daikin air conditioners using R-32 refrigerant achieved ten million units in cumulative sales as of March 2017¹.

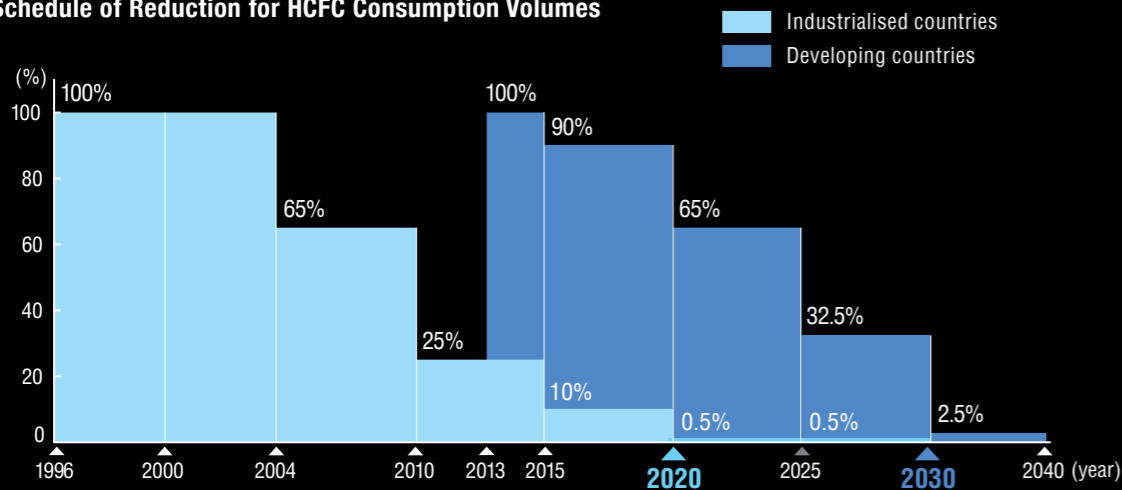
No Impact on Ozone-Layer Depletion

The Montreal Protocol was adopted in 1987 to specify substances which are potentially harmful to the ozone layer and to restrict the production, consumption and trade of relevant substances. Based on the adoption of this protocol, industrialised countries are required to eliminate alternative fluorocarbons including R-22 (HCFC) by 2020, while developing countries are obliged to gradually reduce their use from 2013, and to eliminate them by 2030.



In industrialised countries, the changeover from R-22 (HCFC) to R-410A (HFC) is well underway. Through replacement with R-410A, ozone depletion potential has been reduced to zero. However, R-410A still has a high global warming potential.

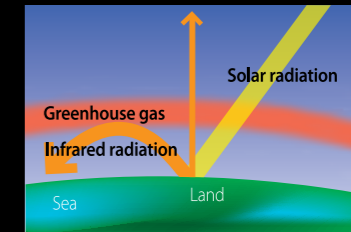
Schedule of Reduction for HCFC Consumption Volumes



Lower Global Warming Potential

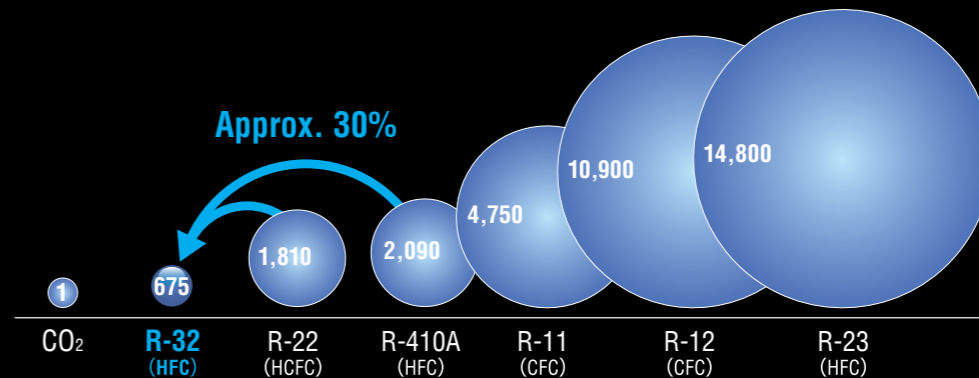
The Kyoto Protocol was adopted in 1997 to reduce greenhouse gases which cause climate change. Greenhouse gases include carbon dioxide (CO₂), hydrofluorocarbons (HFCs), hydrochlorofluorocarbons (HCFCs), chlorofluorocarbons (CFCs) and various other substances.

To reduce greenhouse gases, manufacturers of air conditioning equipment are urgently required to find refrigerants with a lower global warming potential than R-410A (HFC). At the same time, they must also reduce energy consumption, enabling CO₂ emissions to be decreased.



Greenhouse gases trap heat (infrared wavelengths) in sunlight which enters the Earth's atmosphere from space. This thermal energy warms the atmosphere.

100 Year Global Warming Potential of Different Refrigerants²



Energy Efficiency

Air conditioners are major consumers of electricity but about half of the energy³ they use is still generated by fossil fuel power plants. The CO₂ discharged in this process is a known greenhouse gas. Air conditioning manufacturers must be responsible for providing energy efficient equipment.

Daikin has redesigned its residential-use air conditioners to use R-32. This enables its systems to achieve new levels of energy efficiency while reducing environmental impact.

Refrigerant Refrigerant is changed from gas to liquid in the outdoor unit, after which it is evaporated in the indoor unit. During cooling operation, cool air is discharged from the indoor unit while heat is removed from the air taken in from inside the room. This heat is delivered to the outdoor unit and released.

Notes: 1. This value is based on in-house research.
 2. Source: Values for 100 year global warming potential (GWP) from IPCC Fourth Assessment Report. Comparative 100 year GWP: HFC410A, 2,090; HFC32, 675.
 3. Global energy production in 2008. Source: IEA, World Energy Outlook 2010

Enjoy Clean Air Every Day with a Titanium Apatite Deodorising Filter



Titanium Apatite Deodorising Filter

While the filter's micron-level fibres trap dust, titanium apatite effectively adsorbs odours and allergens, as well as deodorises odours. This filter delivers consistent performance for approximately three years if it is washed with water once every six months.



This filter is not a medical device. Benefits such as the adsorption of odours and allergens and deodorisation of odours are only effective for substances which are directly attached to the Titanium Apatite Deodorising Filter.

Removable Drain Pan

The drain pan collects condensation formed on the indoor heat exchanger fins during cooling operation. All models up to 5.0 kW are equipped with a drain pan that can be removed easily without any disassembly. This design dramatically reduces cleaning time and ensures a perfect finish.

This feature is available for the 2.5 to 5.0 kW class indoor units.




The drain pan and louvers can be easily detached after simply removing the front panel and five screws.

Anti-Corrosion Treatment of Outdoor Heat Exchanger Fins

The outdoor unit's heat exchanger fins are processed using a special anti-corrosion treatment. The surface is covered with a thin acrylic resin layer to provide enhanced resistance to acid rain and salt corrosion.

Cross section of anti-corrosion treated fin



Promising You a Good Night's Sleep

Quiet Operation of 19 dB(A)

The FTKM-P series gives you a choice of 5-step, Quiet or Automatic settings for the fan speed. The Quiet setting selects Indoor Unit Quiet Operation, which decreases the sound pressure level by 3 to 7 dB (A) below the Low setting.

This wide range of settings allows you to precisely control the fan speed according to your needs. For example, the Quiet function will help you to sleep more comfortably at night. The sound pressure level is just 19 dB (A) for the 2.5 kW class indoor unit.

2.5 kW class indoor unit

Fan speeds	Sound pressure levels
High (H)	40 dB (A)
Low (L)	26 dB (A)
🌳 Quiet (SL)	19 dB (A)

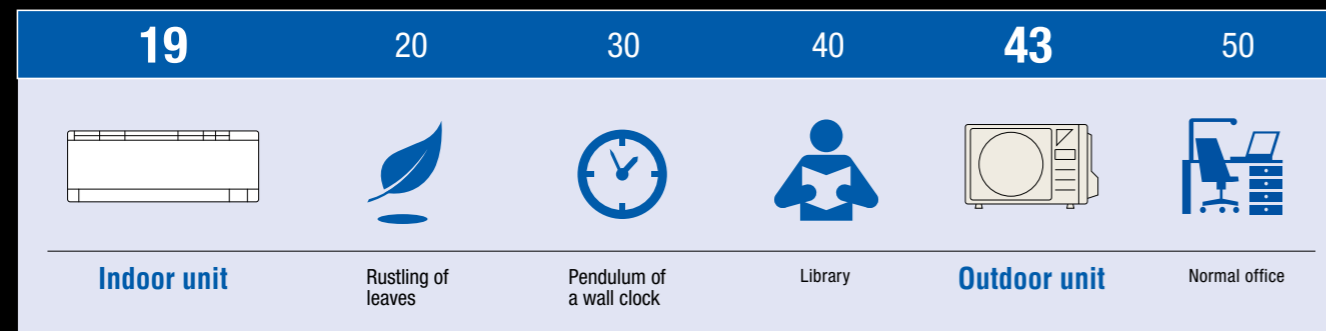
	Auto	SL	L	M	H
Fan speed		Low ←	→ High		
Sound pressure level		Each decrease in airflow volume reduces the sound pressure level.			

Outdoor Unit Quiet Operation

This function decreases the sound pressure level by 3 to 6 dB (A) below the rated operation. It provides a sound pressure level of 43 dB (A)¹ for the 2.5 kW class outdoor unit. The capacity may decrease when Outdoor Unit Quiet Operation is selected.

Operations	Sound pressure levels
Rated (H)	46 dB (A)
Quiet (SL)	43 dB (A)

19 dB (A) is so quiet you can even hear whispers¹



A Range of Energy Saving Functions

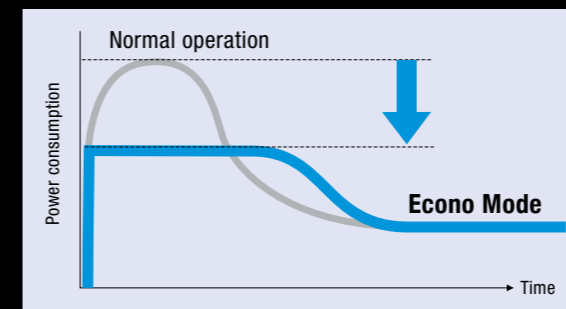
Intelligent Eye

Intelligent Eye prevents energy wastage by using its infrared sensors to detect human movement in a room. If there is no movement for 20 minutes, it automatically adjusts the set temperature by approximately 2°C. Once Intelligent Eye is turned on, it operates automatically without any further setting.



Econo Mode

This function limits the maximum power consumption. It helps to reduce power usage if the cooling load is high, for example, at startup or during large gatherings and periods of direct sunshine.



Maximum capacity decreases during Econo Mode, requiring more time to reach the set temperature.



If Intelligent Eye detects no movement for 20 minutes, it adjusts the set temperature by 2°C.

Standby Electricity Saving

Electrical appliances still use a surprising amount of power even when they are waiting in standby mode. Recognising this, Daikin has developed the Standby Electricity Saving function to reduce this hidden power consumption.



When a person enters the room, it automatically returns the temperature to the set level.

Note: 1. Based on "Examples of Sound Pressure Levels", Ministry of the Environment, Japan, November 2002.




A Variety of Smart Features

Smart Control by Smartphone

The Daikin mobile controller application lets you manage Daikin inverter air conditioners from anywhere, helping to maintain a comfortable home environment while saving energy.

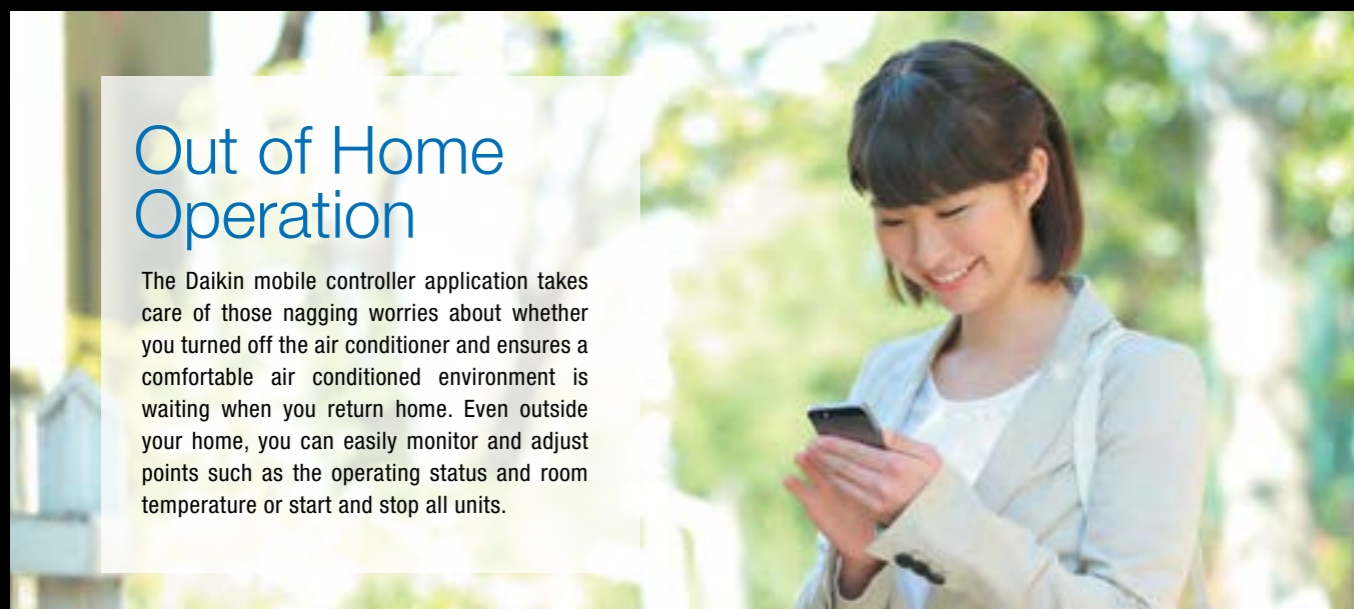
This convenient app gives you full control of core functions such as start/stop, operation mode and set temperature as well as advanced features like weekly scheduling. The app also lets you monitor your system to ensure it is performing as desired.

Setup is extremely easy. After downloading the software, you only need to connect to a private wireless network inside your home or mobile network outside.¹

In Home Operation

At home, the Daikin mobile controller application turns your smartphone into a centralised remote controller.² It only takes a few easy taps to check and adjust the temperature in a child's room on the second floor from the living room. You can also start and stop the air conditioner in the living room from your bedroom.



Out of Home Operation

The Daikin mobile controller application takes care of those nagging worries about whether you turned off the air conditioner and ensures a comfortable air conditioned environment is waiting when you return home. Even outside your home, you can easily monitor and adjust points such as the operating status and room temperature or start and stop all units.

Functions

Start/stop operation

Set operation mode

Set room temperature

Set fan speed³

Set airflow direction³

Monitor current room temperature

Monitor current outdoor temperature⁴

Demonstrate login mode **NEW**

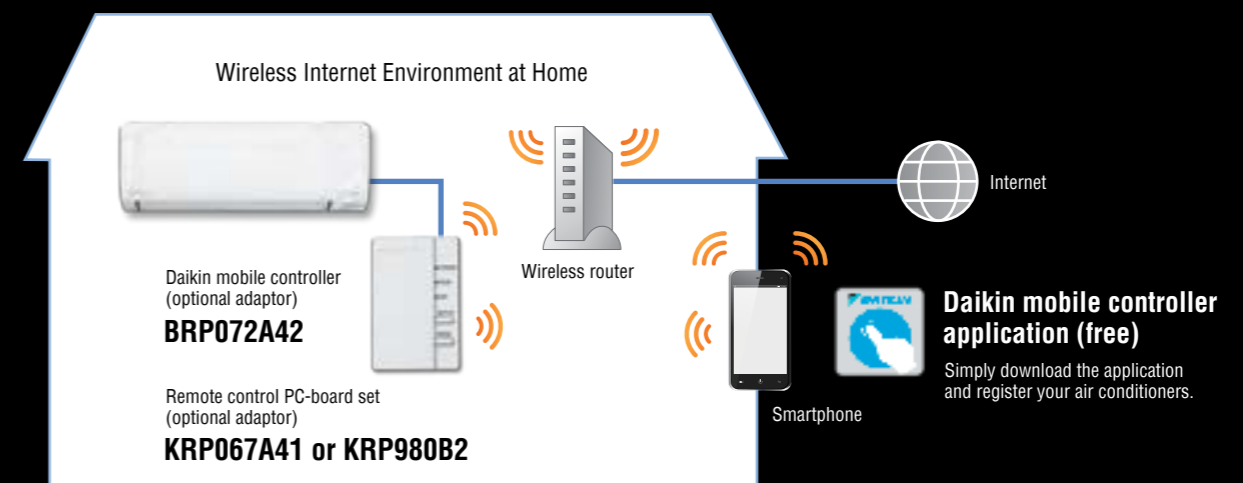
Set child-proof lock³

Set weekly timer:

- Start/stop operation
- Operation mode and room temperature (maximum of six actions per day, 42 actions in total) **NEW**
- Vacation mode for long holidays **NEW**

NEW indicates a new or revised function.

System Configuration



- For applicable models, go to <http://www.daikinthal.com/dmobile/>.
- A Daikin mobile controller (optional adaptor) is required for each indoor unit to enable control from smartphones. A remote control PC-board set (optional adaptor) is also required.

Required for Operation



- Users need to prepare items (1) to (3).
- A Daikin mobile controller (optional adaptor) is required for each indoor unit. A remote control PC-board set (optional adaptor) is also required.

Notes: 1. For applicable OSs, go to <http://www.daikinthal.com/dmobile/>.
 2. An Internet connection is required to use this service. Standard smartphone charges also apply when using the Daikin mobile controller application to monitor or control air conditioners.
 3. The controllable functions differ depending on the model.
 4. Monitoring of the outdoor temperature is available for all models during operation. Some models can also perform monitoring while they are not operating.
 5. A remote control PC-board set (optional adaptor) is also required.

Weekly Timer

The Weekly Timer allows up to four actions to be programmed for each day of the week. It is possible to schedule not only the on and off times but also to set temperatures. Once you set up the Weekly Timer, the air conditioner operates each day without controller input. The Weekly Timer synchronises the air conditioner with your family's schedule, greatly improving comfort in your home.



■ Living room Monday to Friday

Programme 1

On
22°C
6:30 a.m.



If you set the Weekly Timer 30 minutes before your wake-up time, you can avoid the hot and humid morning air and enjoy a pleasantly cool room as you get up.

Programme 2

Off
8:00 a.m.



The Weekly Timer will automatically stop operation after you leave home on a busy morning. You can forget about the air conditioner.

Programme 3

On
21°C
5:30 p.m.



If you set the Weekly Timer an hour before you arrive home, you can enjoy a wave of cool air as soon as you step through the door.

Programme 4

Off
0:00 a.m.




The Weekly Timer will automatically stop operation when you go to bed.

■ Bedroom Monday to Friday

Programme 1

On
23°C
11:30 p.m.



Even if you go to bed at 0:00 a.m., the air conditioner will start operation 30 minutes before to help you fall into a comfortable sleep.

Programme 2

Off
3:00 a.m.



Even if you go to bed at 0:00 a.m., the air conditioner will operate for another three hours so you continue to sleep comfortably. Stopping operation during the night prevents overcooling and saves you from catching a chill.

Programme 3


On
23°C
6:30 a.m.



If you set the Weekly Timer 30 minutes before your wake-up time, you can avoid the hot and humid morning air and enjoy a pleasantly cool room as you get up.

Programme 4

Off
8:00 a.m.

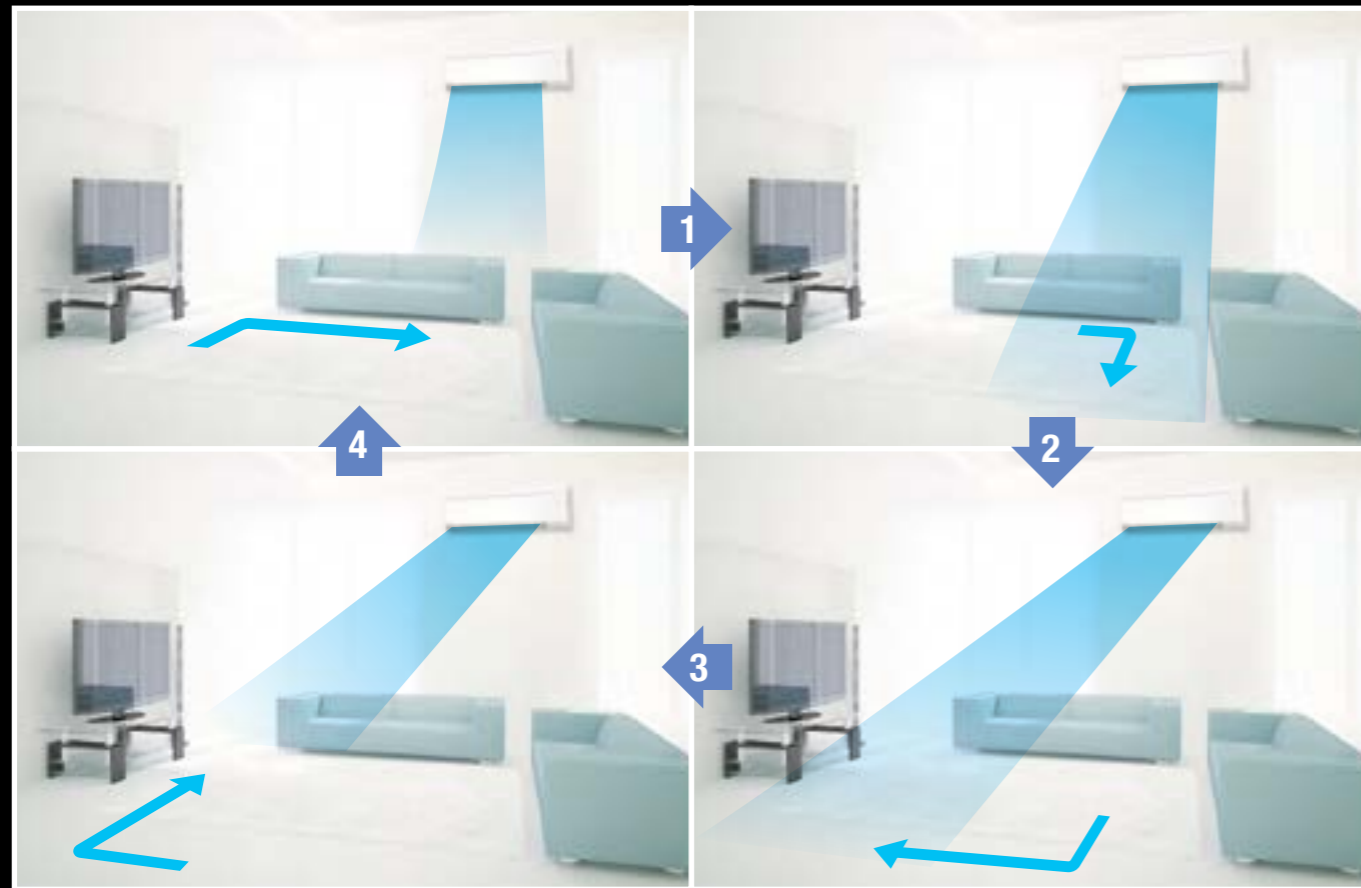


The Weekly Timer will automatically stop operation when you leave home.

Superior Comfort in Your Home

3D Airflow

3D Airflow combines Vertical and Horizontal Auto-Swing to reduce indoor temperature fluctuation. This function circulates air to every part of a room for uniform cooling of even large spaces. To start 3D Airflow, push both the Vertical and Horizontal Auto-Swing buttons. The flaps and louvers swing in turn.



The flaps and louvers swing in turn, expanding the comfort zone.


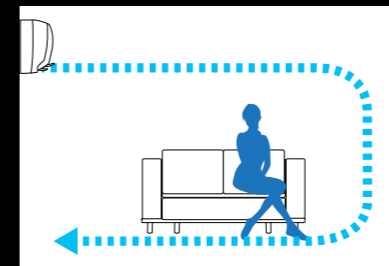
Inverter Powerful Operation

This function boosts airflow to maximum volume for a 20 minute period. It is ideal whenever you need to rapidly adjust the temperature. You can use it when visitors arrive or the number of people in the room increases quickly. After 20 minutes, your air conditioner automatically returns to its previous settings.



Comfort Airflow Mode

Comfort Airflow Mode prevents uncomfortable drafts from blowing directly on to a person's body. This setting redirects air by moving the flap upward.



Power-Airflow Flap and Power-Airflow Dual Flaps

The Power-Airflow Flap flattens out during cooling operation to deliver air to every part of a room. Selecting the low angle sends air right to the corners, while choosing the high angle spreads air around the centre. The 6.0 and 7.1 kW class models for large rooms feature dual flaps.



When you choose the low angle, cool air slides off to reach the corners of the room.

Wireless Remote Controller

Function List

The backlit LCD allows easy operation in the dark.

1 On and Off switch

2 Selects fan speed.

3 Auto Fan Speed and Indoor Unit Quiet Operation

4 Inverter Powerful Operation

5 Selects operation mode: Cooling, Dry and Fan Only.

6 Comfort Airflow Mode and Intelligent Eye

7 24 Hour Off Timer and Night Set Mode

8 Cancels timers.

8 Sets room temperature.

9 Econo Mode and Outdoor Unit Quiet Operation

10 Sets vertical airflow direction. Vertical Auto-Swing and 3D Airflow

11 Sets horizontal airflow direction. Horizontal Auto-Swing and 3D Airflow

Weekly Timer:

- Deactivates, reactivates or deletes Weekly Timer settings.
- Starts and completes settings.
- Copies settings.
- Moves back.
- Moves forward.

12 Selects timer, mode, setting significant number, day, time and temperature.

13 24 Hour On Timer

14 Sets clock.

Indoor unit

Functions	Models	FTKM25/35/42/50PVM	FTKM60PVM	FTKM71PVM
Comfortable airflow	Power-Airflow Dual Flaps		●	●
	Power-Airflow Flap	●		
	Wide-Angle Louvers	●	●	●
	Vertical Auto-Swing (up and down)	●	●	●
	Horizontal Auto-Swing (left and right)	●	●	●
	3D Airflow	●	●	●
Comfort control	Comfort Airflow Mode	●	●	●
	Indoor Unit Quiet Operation	●	●	●
	Intelligent Eye	●	●	●
	Programme Dry Function	●	●	●
Lifestyle convenience	Auto Fan Speed	●	●	●
	Standby Electricity Saving	●	●	●
	Econo Mode	●	●	●
	Inverter Powerful Operation	●	●	●
Cleanliness	Wireless Remote Controller with Backlight	●	●	●
	Indoor Unit On/Off Switch	●	●	●
	Titanium Apatite Deodorising Filter	●	●	●
	Wipe-Clean Flat Panel	●	●	●
Timers	Removable Drain Pan	●		
	24 Hour On/Off Timer	●	●	●
	Weekly Timer	●	●	●
Worry free	Night Set Mode	●	●	●
	Auto-Restart after Power Failure	●	●	●
	Self-Diagnosis with Digital Display	●	●	●

Outdoor unit

Functions	Models	RKM25/35/42PVMG	RKM50/60PVMG	RKM71PVMG
Comfort control	Outdoor Unit Quiet Operation	●	●	●
Worry free	Anti-Corrosion Treatment of Outdoor Heat Exchanger Fins	●	●	●

Functions

Comfortable Airflow



Power-Airflow Dual Flaps

The Power-Airflow Dual Flaps can flatten out during cooling operation to deliver cool air to the corners of a room.

► See page 16



Power-Airflow Flap

The Power-Airflow Flap flattens out during cooling operation to deliver cool air to the corners of a room.

► See page 16



Wide-Angle Louvers

The Wide-Angle Louvers provide wide airflow coverage for effective operation no matter where the indoor unit is placed in a room.



Vertical Auto-Swing (up and down)

This function automatically moves the flaps up and down to distribute air across a room.



Horizontal Auto-Swing (left and right)

Horizontal Auto-Swing automatically moves the louvers to the left and right to cover a room with cool air.



3D Airflow

This function combines Vertical and Horizontal Auto-Swing to circulate a cloud of cool air right to the corners of even large spaces. The flaps and louvers swing in turn.

► See page 15



Comfort Airflow Mode

This function prevents uncomfortable drafts from blowing directly on to the body. To prevent drafts, the flap moves upward during cooling operation.

► See page 16

Comfort Control



Indoor Unit Quiet Operation

Indoor unit operating sound pressure levels can be decreased from the Low setting fan speed using the wireless remote controller.

► See page 9



Outdoor Unit Quiet Operation

Outdoor unit operating sound pressure levels can be decreased from the rated operation sound using the wireless remote controller.

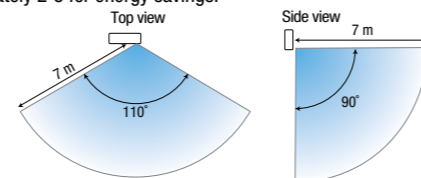
► See page 9



Intelligent Eye

Intelligent Eye with its infrared sensor automatically controls air conditioner operation according to human movement in a room. When there is no movement for 20 minutes, it adjusts the temperature by approximately 2°C for energy savings.

► See page 10



Programme Dry Function

The microprocessor works to eliminate humidity while maintaining the most consistent temperature possible. It automatically controls the temperature and fan speed.



Auto Fan Speed

The microprocessor automatically adjusts the fan speed to high to rapidly reach the set temperature. Once the temperature is achieved, this function reduces the fan speed to low.

Cleanliness



Titanium Apatite Deodorising Filter

This filter contains titanium apatite. While the filter's micron-level fibres trap dust, the titanium apatite adsorbs odours and allergens, as well as deodorises odours. The filter can be used for up to three years with proper maintenance.

► See pages 7 and 8



Wipe-Clean Flat Panel

The flat panel design can be cleaned with only the single pass of a cloth across its smooth surface. The flat panel can also be easily removed for more thorough cleaning.



Removable Drain Pan

The drain pan collects condensation from the indoor heat exchanger fins. Removable drain pans help to reduce the cleaning time and ensure a perfect finish.

► See page 8

Timers



24 Hour On/Off Timer

This timer can start or stop the air conditioner within a 24 hour period. It can be preset in 10 minute steps by pressing the On/Off Timer button on the wireless remote controller. The On Timer and Off Timer can be used in combination.



Weekly Timer

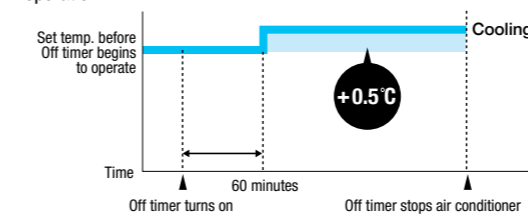
The Weekly Timer allows up to four actions to be programmed for each day of the week. It is possible to schedule not only the on and off times, but also the desired temperatures during these periods. The copy function also makes the setting much easier and enables a daily programme to be repeated on other days as required.

► See pages 13 and 14



Night Set Mode

Pressing the Off Timer button automatically selects Night Set Mode. This function prevents excessive cooling for a pleasant sleep. After 60 minutes, the room temperature is raised by 0.5°C for cooling operation.



Worry Free



Auto-Restart after Power Failure

The air conditioner memorises the settings for operation mode (cooling, dry and fan only), airflow, temperature, etc., and automatically returns to them when power is restored after a power failure.



Self-Diagnosis with Digital Display


Malfunction codes are shown on the digital display panel of the wireless remote controller for fast and easy maintenance.



Anti-Corrosion Treatment of Outdoor Heat Exchanger Fins

The outdoor unit's heat exchanger fins are processed using a special anti-corrosion treatment. The surface is covered with a thin acrylic resin layer to enhance the fins' resistance to acid rain and salt corrosion.

► See page 8



Lifestyle Convenience



Standby Electricity Saving

Even when an air conditioner is not operating, it requires standby power. However, thanks to this function, the required standby power can be reduced.

► See page 10



Econo Mode

This mode limits maximum power consumption. It improves operating efficiency and also prevents circuit breakers from being overloaded.

► See page 10



Inverter Powerful Operation

This function boosts cooling performance for a 20 minute period. It is convenient when it is necessary to change the room temperature quickly.

► See page 15



Wireless Remote Controller with Backlight

The backlit LCD allows easy operation in the dark. Frequently used functions are conveniently located on the front of the controller.



Indoor Unit On/Off Switch

The unit can be conveniently started by hand if the wireless remote controller is misplaced or its batteries are not charged.



Indoor Unit On/Off Switch

Specifications

Model name	Indoor unit		FTKM25PVM	FTKM35PVM	FTKM42PVM	FTKM50PVM
	Outdoor unit		RKM25PVMG	RKM35PVMG	RKM42PVMG	RKM50PVMG
Capacity	Rated (Min.-Max.)		kW 2.5 (1.2-3.4)	3.5 (1.4-4.1)	4.2 (1.5-4.5)	5.2 (1.7-5.5)
			Btu/h 8,500 (4,100-11,600)	11,900 (4,800-14,000)	14,300 (5,100-15,400)	17,700 (5,800-18,800)
Power supply	1 phase, 230 V, 50 Hz					
Running current			A 2.8	4.4	5.8	6.7
Power consumption	Rated		W 505	910	1,240	1,500
COP			W/W 4.95	3.85	3.39	3.47
Weighted COP			5.57	4.96	4.55	4.46
Indoor unit			FTKM25PVM	FTKM35PVM	FTKM42PVM	FTKM50PVM
Front panel colour	Pure white (N9.5)					
Airflow rate	H	m ³ /min (cfm)	10.1 (357)	10.8 (381)	11.5 (406)	11.8 (417)
Fan speed	5 steps, quiet and automatic					
Sound pressure level	H/L/SL	dB (A)	40/26/19	41/27/23	42/30/27	43/34/31
Dimensions	H x W x D		283 x 770 x 223			
Machine weight			8		9	
Outdoor unit			RKM25PVMG	RKM35PVMG	RKM42PVMG	RKM50PVMG
Casing colour	Ivory white					
Compressor	Type		Hermetically sealed swing type			
	Motor output	W	800			1,300
Refrigerant	Type		R-32			
	Charge volume	kg	0.8			1.0
Sound pressure level	H/SL	dB (A)	46/43	47/44		48/44
Dimensions	H x W x D		550 x 765 x 285			735 x 825 x 300
Machine weight			34			43
Operation range			19.4 to 46			
Piping connection	Liquid		ø 6.4			
	Gas	mm	ø 9.5			ø 12.7
	Drain		ø 16.0			
Max. piping length			20			30
Max. level difference			15			

Model name	Indoor unit		FTKM60PVM	FTKM71PVM
	Outdoor unit		RKM60PVMG	RKM71PVMG
Capacity	Rated (Min.-Max.)		kW 6.0 (1.9-7.0)	7.1 (2.3-8.9)
			Btu/h 20,500 (6,500-23,900)	24,200 (7,800-30,400)
Power supply	1 phase, 230 V, 50 Hz			
Running current			A 7.1	8.9
Power consumption	Rated		W 1,580	2,000
COP			W/W 3.80	3.55
Weighted COP			4.96	4.37
Indoor unit			FTKM60PVM	FTKM71PVM
Front panel colour	Pure white (N9.5)			
Airflow rate	H	m ³ /min (cfm)	15.4 (544)	18.2 (643)
Fan speed	5 steps, quiet and automatic			
Sound pressure level	H/L/SL	dB (A)	45/35/32	46/37/33
Dimensions	H x W x D		290 x 1,050 x 250	
Machine weight			12	
Operation range			19.4 to 46	
Piping connection	Liquid		ø 6.4	
	Gas	mm	ø 12.7	
Max. piping length			30	
Max. level difference			20	

Measurement conditions
 1. Cooling capacity is based on: indoor temp. 27°CDB, 19°CWB; outdoor temp. 35°CDB; piping length 7.5 m.
 2. Sound pressure levels are measured in an anechoic chamber based on temperature condition 1 above. These values are normally somewhat higher during actual operation as a result of ambient conditions.

Options

Indoor Unit

No.	Item	FTKM25/35/42/50P	FTKM60/71P
1	Titanium apatite deodorising filter	*1	KAF970A46
2	Remote controller loss prevention with chain		KKF910A4
3	Daikin mobile controller (Optional)	*2	BRP072A42
4	Remote control PC-board set (Optional)	*2	KRP067A41

Notes: *1. The filter is a standard accessory.
 *2. An interface adaptor (KRP067A41 or KRP980B2) is also required when a Daikin mobile controller (BRP072A42) is connected.



Titanium apatite deodorising filter
KAF970A46



Remote controller loss prevention with chain
KKF910A4



Daikin mobile controller	BRP072A42
Dimensions (H x W x D)	79 x 52 x 17.5 mm
Gross weight	40 g
Wireless LAN standard	IEEE802.11 b/g/n (2.4 GHz)
Accessories	Wire harness (1,600 mm), screws (two pieces), double-faced tape, installation manual

Outdoor Unit

No.	Item	RKM25/35/42P	RKM50/60P	RKM71P
1	Air direction adjustment grille	KPW937A4		KPW945A4
2	Drain plug	*1	KKP937A4	KKP945A4

Note: *1. One set includes five pieces for five units.



Air direction adjustment grille
KPW945A4



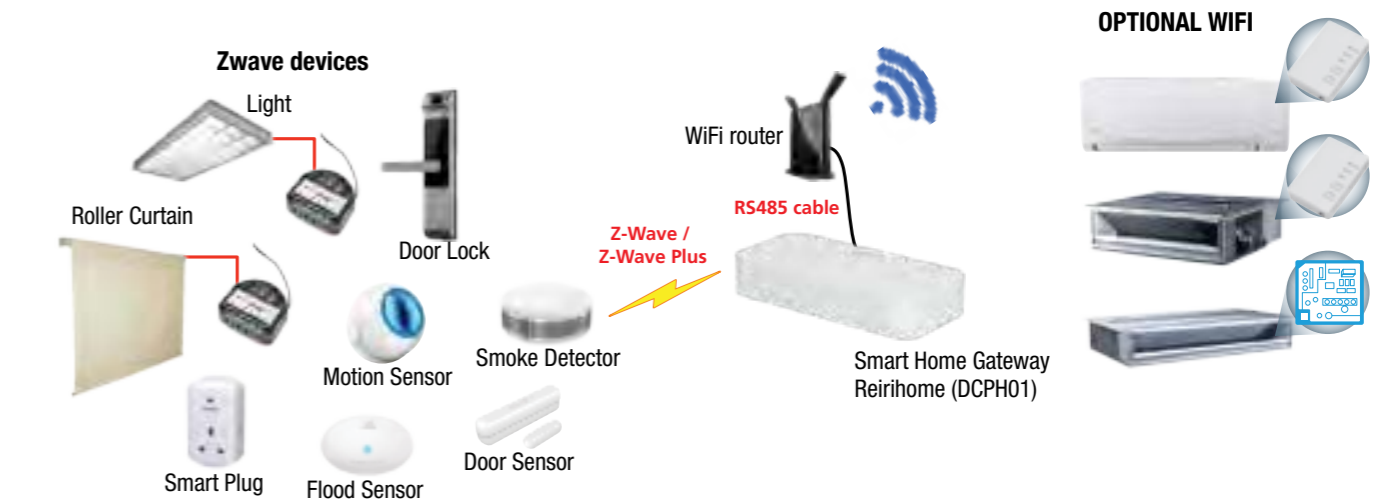
Drain plug
KKP937A4

Control System

No.	Item	FTKM25/35/42/50P	FTKM60/71P
1	Interface adaptor for DIII-NET use	*2	KRP928BB2S
2	Reiri for Home		DCPH01 / DCPH02

Notes: *1. An interface adaptor for DIII-NET use (KRP928BB2S) is also required for each indoor unit.
 *2. An interface adaptor (KRP067A41) is also required for the FTKM25P to FTKM50P.

Reiri for Home Works on WiFi, Z-Wave, Z-Wave Plus and Modbus



Daikin only provide the smart device to be integrated into the solution. Lighting fixture, curtain, A/C, and etc to be provided by buyer.



Perfecting the Air

For a Healthier, Greener & Smarter Tomorrow



IEQ
Perfecting
Indoor Environmental
Quality



ECO
Perfecting
Sustainability



IoT
Perfecting
Smart Solutions

Contact Details

DAIKIN AIRCONDITIONING (SINGAPORE) PTE. LTD.
(Singapore Main Office)

10 Ang Mo Kio Industrial Park 2, Singapore 569501

☎ 65 6583 8888 (Main Office) ☎ 65 6311 8686 (Call Center)

✉ sales@daikin.com.sg

Operating Hours

(Main Office)

Monday to Friday : 8:30 am to 6:00 pm
Saturday, Sunday & Public Holiday: Closed

(Showroom)

Monday to Friday : 9:00 am to 6:00 pm
Saturday, Sunday & Public Holiday : Closed

(Call Center)

Monday to Friday : 9:00 am to 5:00 pm
Saturday : 9:00 am to 12:00 pm
Sunday & Public Holiday : Closed

Find out more



Follow us on our social platforms now! @DaikinSG



The specifications, designs and other content included in this brochure are current as of April 2022 and subject to change without notice.